

2015

Annual
Report



Letter from the Director



WMHD Director Brian Bennion wearing the Zero Fatalities "Seat Belts Save Lives" Tie presented to local leaders on Father's Day.

I am pleased to present to you our 2015 Annual Report. It's been a year of great accomplishment.

We set in motion the first Community Health Assessment conducted in this health district for many years. In the process, we were able to involve our customers, community partners and the general public in a celebration marking the 10th anniversary "on the corner of 23rd and Adams."

These were wonderful opportunities to interact with our partners and draw more people to the health department. We learned a lot about the individuals we serve and how we are perceived in the community, where we can improve and what we are doing well.

In the following pages, you'll find our 2015 highlights and accomplishments. This not to pat ourselves on the back, but to provide a road map of success for our staff, our partners and those who are interested in what the Weber-Morgan Health Department is doing.

None of this would be possible without the support of our Board of Health and our employees. I thank them for their service and their dedication to helping make this a great place to live where individuals and families can thrive.

Community Health Assessment



- 10 community focus groups, Spanish and English, urban and rural
- PhotoVoice: 15 local photographers, two public exhibits and interactive-voting displays



- Community Health Needs Assessment information sharing
- Community Partner Input Meeting



- 600 WIC participant surveys
- 700 community surveys at Safe Kids Day and weeklong anniversary celebration
- 10 key stakeholder interviews
- Data gathering, comparison, document composition and public presentations

Impact: Identified community needs, improved partner relationships which will set the course for a Community Health Improvement Plan, reinforced funding requests and focused our services.

Public Awareness Campaign

- Focus group findings showed people were aware of public health services but not clear about who provides them in our community.
- In April, we celebrated National Public Health Week and Safe Kids Day.
- Looking for a way to involve more people in these activities and use them to benefit our Community Health Assessment, staff created:
 - a weeklong celebration of our 10th anniversary “on the corner of 23rd & Adams” with one day devoted to each division.
 - a survey for general public and partners asking, “What are your top 3 public health priorities?”



Impact: Highlighted public health services and brought a diverse mix of regular customers and general public into the Community Health Assessment.

Nurse Family Partnership




Funding became available for evidence-based nurse home visitation program that improves the health, well-being and self-sufficiency of low-income, first-time parents and their children by establishing long-term relationships between public health nurses and families.

- May – hired and trained staff
- June – visits began
- July – hosted community meeting with schools, hospitals, partner agencies

Impact: 71 qualified first-time mothers enrolled, 35 babies born

Immigration Exams




A two-part medical examination is required for all individuals applying for admission and citizenship in the United States.

- blood work
- vaccinations
- health history
- radiological services

- Physical exam with a Civil Surgeon, a licensed doctor who is certified to provide immigration physicals with the United States.

Impact: Nearly 70 new immigrants completed the exams in our first year of implementation.

Hepatitis C Drug Diversion Exposure



Routine Investigation

- Long-time blood donor with newly identified Hepatitis C infection. Concern of exposure through healthcare setting. 5 healthcare facilities evaluated for breach in infection control practices or other exposure concerns.



UDOH Incident Command

- Link found to healthcare worker with matching genotype under corrective action from DOPL for drug diversion. UDOH, 2 local hospitals and LHD's start a contact investigation to determine if further spread.



Impact

- 7,217 contacts notified and offered testing. 3,742 are WMHD residents. 45.8% of all contacts tested with 16 associated cases found. WMHD investigates 13 of these cases, plus 17 non-associated Hep C cases identified through investigation.

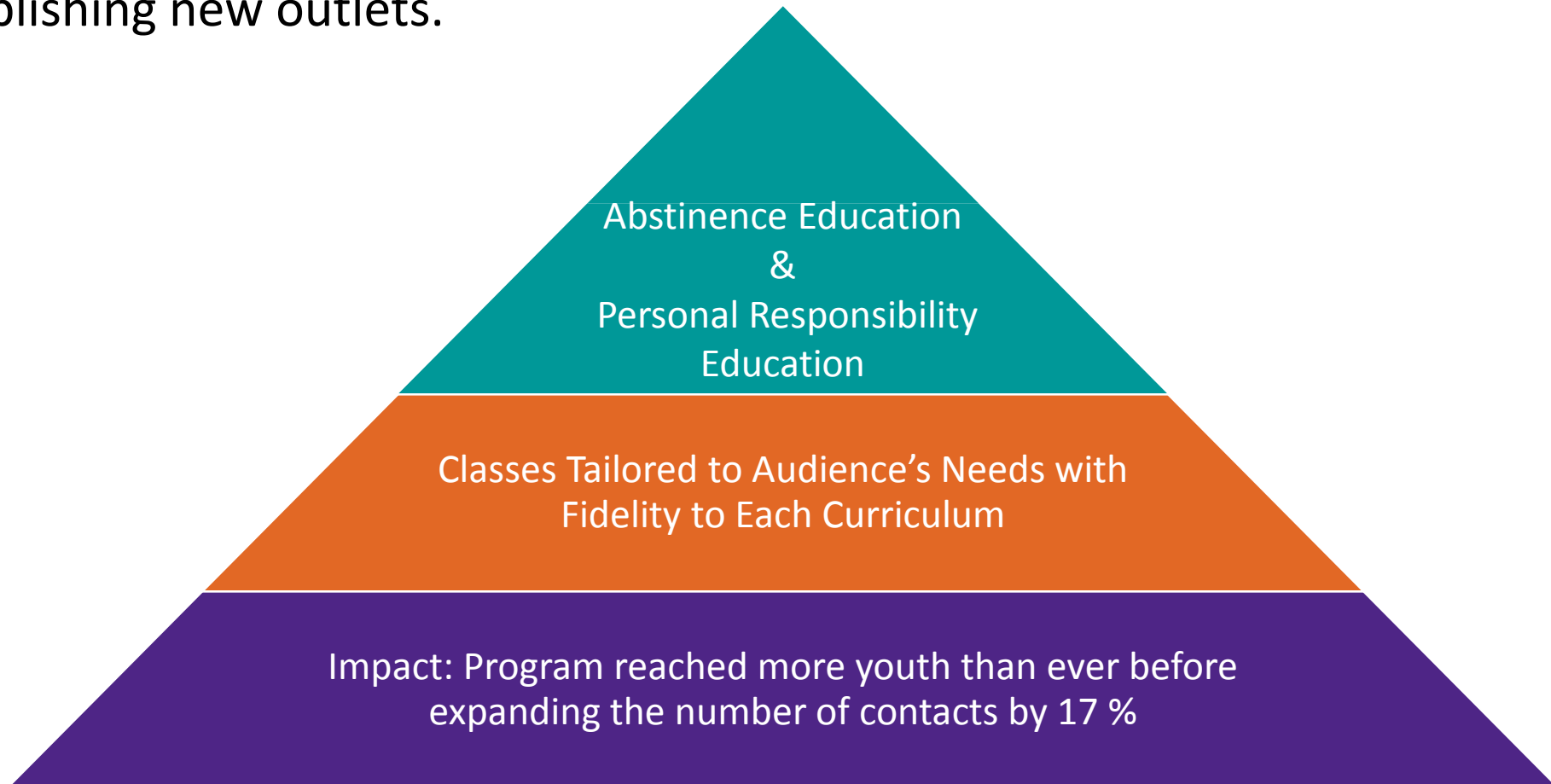
WMHD Top 10 Reported Diseases

	2015	2014	2013	2012	2011
1. Chlamydia Trachomatis Infection	790	693	789	812	771
2. Hepatitis C Virus Infection, Chronic	260	317	246	274	306
3. Gonorrhea	144	121	90	43	17
4. Influenza-associated Hospitalization	84	94	113	40	81
5. Pertussis	69	215	76	149	75
6. Tuberculosis, Latent Infection	53	61	77	52	56
7. Influenza Activity	47	66	183	157	199
8. Syphilis, Reactor	46	42	20	27	25
9. Salmonellosis	43	24	28	19	19
10. Chickenpox	42	61	69	43	79

*Numbers listed reflect reports received in the stated year. Confirmed case numbers may vary.
Comparison is listed by order of 2015 rank.

Teen Health

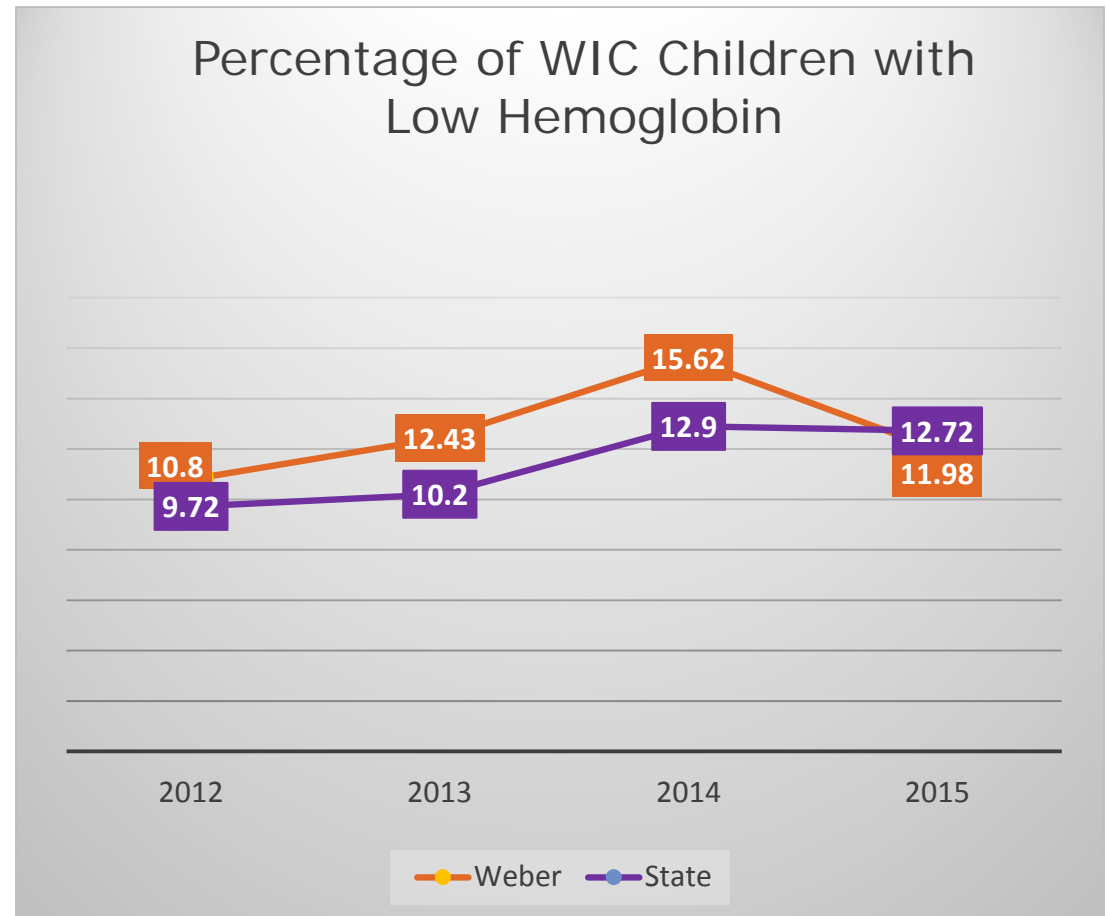
New program staff chose to focus on strengthening existing partnerships and establishing new outlets.



WIC Works to Reduce Iron Deficiency in Kids

- WIC nutritionists educated and provided handouts to parents of 1-year-olds
- Put up a bulletin board in classroom
- Incorporated message in each class taught.
- Low hemoglobin levels typically indicate children are not consuming enough iron or absorbing the iron in their diets. Low hemoglobin levels can impede growth and learning abilities.

Impact: Rates dropped 2.58 percent



WIC Wins Preparedness Challenge

Keeping staff motivated throughout the 12-month Hunger Games Challenge was a priority.

- Reminder emails were sent to every employee whether they participated or not
- Monthly prize drawing for active participants
- Top prizes were fully stocked 72-hour kits for each member of the team with the most participation



Impact: WIC won the interdepartmental competition with 100% participation. Overall, 47% of the staff completed the challenge.

Mayor's Walk, a New Tradition



In partnership with Ogden City, our Environment, Policy and Improved Clinical Care Program helped sponsor a new event with the Ogden City Marathon.

- 1-mile non competitive walk with Ogden City Mayor Mike Caldwell
- Anyone could sign up to participate
- Ogden City and WMHD staff reached out to community recreation and senior centers to recruit participants

Impact: While only about 100 people joined in the inaugural walk, we feel this event will grow and the health department tie in shows that physical activity can be for everyone.

Revamping Smoking Vehicle Program

Legislative changes gave DMV authority to revoke vehicle registrations based on emissions violations.

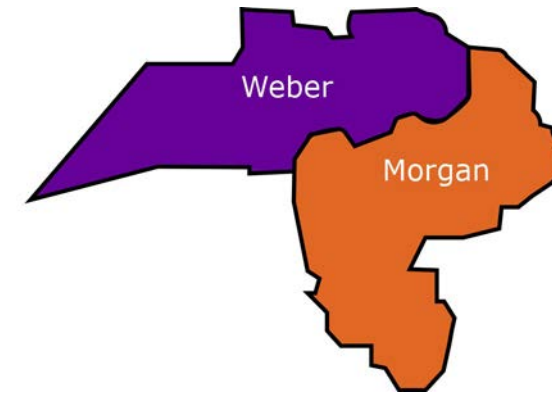
- Worked with surrounding counties and the state to develop a consistent protocol for when vehicles are reported to the health department.
- Took a two-tiered approach
 - Reports from the public result in an educational letter to vehicle owner.
 - Reports from staff or law enforcement resulted in a request for an inspection at facility where vehicle is registered.
 - Vehicles that aren't repaired are referred to DMV for registration revocation.

Impact: An additional tool to help reduce vehicle emissions

Community Liaison Program

The Leadership Team initiated a Community Liaison Program as outlined in the *WMHD Strategic Plan*.

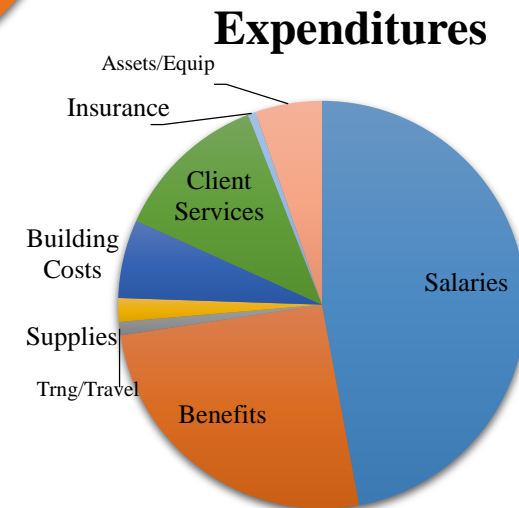
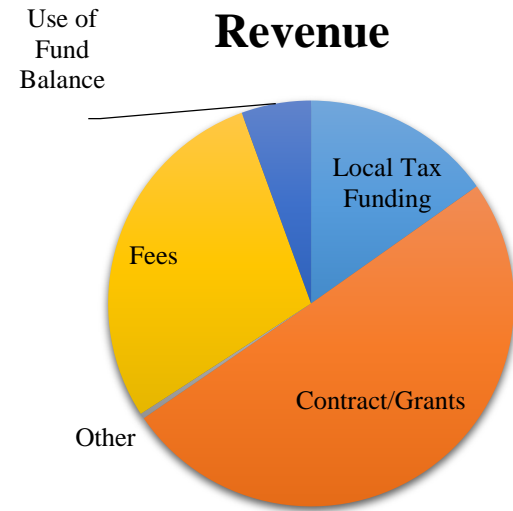
- Introduced new health director to city and county officials
- Brought a staff member who lives in that community
- Included other staff most likely to interact with on the job
- Discussion topics included:
 - Public health achievements, responsibilities
 - Seasonal air quality messages
 - Findings from the Community Health Assessment
 - Ongoing projects or recent interactions within that community
 - Provided pamphlets of services, programs and points of contact



Impact: Director Bennion and various staff members visited 7 cities and both commission/council meetings in each county. The remaining cities will be completed in 2016.

WMHD Budget

<u>2015</u>	
<u>Revenue</u>	
Local Tax Funding	\$1,136,896
Contracts/Grants	\$3,755,607
Other	\$30,649
Fees	\$2,138,320
Total Revenue	\$7,061,472
<u>Expense</u>	
Salaries	\$3,520,784
Benefits	\$1,906,231
Training/Travel	\$79,243
Supplies	\$140,470
Building Costs	\$465,863
Client Services	\$922,006
Insurance	\$46,920
Assets/Equip	\$394,914
Total Expense	\$7,476,431
Use of Fund Balance	-\$414,959
Beginning Fund Balance	\$3,775,059
Ending Fund Balance	\$3,360,100



WMHD Statistics

<u>ENVIRONMENTAL HEALTH DIVISION</u>		<u>NURSING AND CLINICAL SERVICES DIVISION</u>		<u>WOMEN, INFANTS & CHILDREN (WIC) DIVISION</u>	
Food Service Plans Submitted for Review	84	Family Planning Visits	25	Average No. of Clients Served per qtr	6,946
Food Service Inspections	1,697	Baby Your Baby	175	No. of Women Who Breastfeed	2,151
Temporary Food Inspections	763	Home Visit Program Ages 0-5	251	Number of Classes Taught	476
Food Service Enforcement Actions	5	Immunizations Ages 0-2	366	Total food dollars used for FY 2015	3,609,808
Food Safety Managers Certified	239	Ages 2-6	973		
Food Handlers Trained and/or Permitted	9,137	Ages 6-18	2,214		
Food Borne Illness Complaints	45	Adult	4,449	<u>HEALTH PROMOTION DIVISION</u>	
School and Playground Inspections	86	STD Visits	243	Injury Prevention	
Underground Storage Tank Inspections	54	HIV Testing	100	Car Seat/Seat Belt Prgm Participants	751
Public Water Samples and Inspections	509	TB Testing	1,210	Other Injury Prevention Participants	8,168
Motor Vehicle Emissions - Station Audits	690	# New Cases	1	Suicide Presentations	11
Waste Oil Facility Inspections	74	Communicable Disease Investigations	2,807	Suicide Prevention Participants	1,419
Emergency Response Call-Outs	16	Cancer Screening Exams	429	Tobacco Programs	
All Other Nuisance Complaint Inspections	278	Immigration Physical Exams	69	Prevention/Cessation Participants	1,530
Daycare Food Service Inspections	52	Flu Vaccination School Clinics	2,760	Community Education Participants	869
Public Pools & Spas Inspections	164	Non-Flu Vaccination School Clinics	553	Trained/Educated Retailers	189
Public Pools Water Samples Taken	882			Compliance Checks Conducted	612
Wastewater Permits Issued	128			Teen Health	
Wastewater Soil Excavations	161	<u>ADMINISTRATIVE SERVICES DIVISION</u>		Abstinence/PREP Participants	4,397
Wastewater System Failures	8	Vital Statistics		Community & Education Partners	26
New Wastewater Systems	96	Birth Certificates	9,494	Healthy Living	
Meth Contaminated Properties	60	Death Certificates	2,699	Physical Act/Nutrition/Obesity Part.	1,550
		Marriage/Divorce Certificates	39	Education Partners	15
		Additional/Multiple Copies	15,814	Healthy Childcare Participants	980
		Reissues	1,627	Healthy Childcare Providers	15
		Affidavits	183	Community & Clinical Partners	23
		Expedites	71	Clinics Engaged in QI Protocols	2