

2020

Annual Report



Responding to the COVID-19 Pandemic

Letter from the Director



Brian Cowan (left) is the Executive Director of the Weber-Morgan Health Department. He is a longtime public health professional. He was appointed director in February 2021, taking the reins from Brian Bennion (right).

Years from now, when we can look back on 2020 and refer to it as the “COVID-19 Pandemic,” we will have a much better perspective about how we managed a crisis that only time and experience can reveal. This report provides snapshots in time, from the fear of the unknown to planning our mass vaccination clinics. The events of 2020 were certainly unprecedented. I don’t think anyone could have anticipated all that would unfold. We thank everyone in Weber and Morgan counties for adjusting their lives, supporting small businesses, and helping others in need as our community navigated through this year together. Like everyone else, WMHD had to make modifications to our normal functions in order to address the pandemic. This is what we study as public health professionals, plan for as emergency responders and repeatedly train on so as your local health department we are ready to act. I cannot say enough about the dedication of our staff. They do not take lightly their calling as public servants. They love living and working in this community. The countless hours spent contact tracing and educating the public about safety measures, though it might seem intrusive at first, comes from a sincere desire to prevent, promote and protect the health of our residents.

Preparedness Becomes Reality



During a pandemic, your local health department is responsible for coordinating and dispensing emergency supplies of personal protective equipment to healthcare facilities in our community. The same model is used for ordering and receiving vaccine shipments from federal and state partners.

- All our training paid off when WMHD's Emergency Services Program opened its Receiving and Delivery Site (RDS) in March and took in shipments over several months. Thousands of masks, gloves, hand sanitizer, stethoscopes, thermometers and COVID-19 tests were dispensed to 100+ community partners including first responders, hospitals, nursing homes, medical clinics and dental offices.
- The Weber-Morgan Medical Reserve Corps was activated to assist with the RDS site, monitoring non-compliant individuals in isolation and numerous other duties as assigned.

All-Hands on Deck

Eventually, every member of the WMHD staff was drawn into the COVID-19 response. We relied heavily on our Spanish-speaking and front desk staff who normally do not do case investigations.

- WIC went online and started offering curbside services for vouchers pickup in addition to contact tracing and reaching out to families impacted economically by the pandemic.
- Administration purchasing agents, accountants and vital records clerks became case investigators. Our HR department hired and trained 60+ temporary staff for contact tracing and data entry.
- Health Promotion ran the Joint Information Center, trained temporary help on contact tracing and assisted with public information and translation. They also hosted or partnered with the multicultural community on 11 targeted testing events.
- Environmental Health took on contact tracing, data entry, coordinating community events and educating local businesses on staying open and staying safe.



Virtual Board of Health Meetings



Like all government entities, WMHD adapted its regularly scheduled monthly meetings to an online format in keeping with COVID-19 precautions. We appreciate the support of our board members through this trying time and look forward to holding in-person meetings again.

2020 Board Members

Chair Neil Garner, Ogden City
Vice Chair Frank Brown, Ogden-Weber Medical Society
Gage Froerer, Weber County Commission
Roland Haslam, Morgan County Council
Jer Bates, Local School District
Jennifer Bodine, Environmental
Cole Brinkerhoff, Local Business
Leonard Call, WACOG
Donna Chapman, Local Hospitals
Kevin Eastman, Weber Human Services
Ken Johnson, Weber State University
Tina Kelley, Morgan at-Large
Alicia Martinez, Midtown Community Health Center

COVID-19 By the Numbers 2020



22,548+

Cases Investigated

22,483

Confirmed Cases



171

Deaths

1,043

Hospitalized



WMHD Top 10 Reported Diseases

Disease	Reported for Investigation	Probable or Confirmed Cases
1. Novel Coronavirus (2019 nCoV)**	132,985	22,548
2. Influenza Activity	1297	1297
3. Chlamydia Trachomatis Infection	966	964
4. Gonorrhea	264	260
5. Hepatitis C Virus Infection, Chronic	195	129
6. Influenza-Associated Hospitalization	136	136
7. Syphilis, All Stages*	121	32
8. Chickenpox (Varicella)	53	7
9. Tuberculosis, Latent Infection (LTBI)*	52	37
10. Pertussis	38	18

**Novel Coronavirus numbers may be difficult to provide close comparison with other reportable diseases listed. This is multifactorial including state reporting requirement with all laboratory results (negative and positive) creating an investigation event, progressive modification of guidance and definitions regarding a novel disease event, and large volume of ongoing data collection processes. Numbers may be subject to change.

*Different calculation method started in 2017 to reflect more accurate number of investigations and disease burden.

WMHD Top 10 Reported Diseases

5-Year Comparison*

	2020	2019	2018	2017	2016
1. Novel Coronavirus (2019 nCoV)	132,985	N/A	N/A	N/A	N/A
2. Influenza Activity	1297	631	458	232	125
3. Chlamydia Trachomatis Infection	966	1033	1064	888	873
4. Gonorrhea	264	245	302	262	212
5. Hepatitis C Virus Infection, Chronic	195	240	260	246	250
6. Influenza-Associated Hospitalization	136	195	128	147	141
7. Syphilis (All Stages)	121	172	98	84	59
8. Chickenpox (Varicella)	53	64	64	63	51
9. Tuberculosis, Latent Infection (LTBI)	52	90	124	134	137
10. Pertussis	38	49	47	58	30

*Numbers listed reflect suspect disease and/or laboratory testing reports received in the stated year. Confirmed case numbers may vary. Comparison is listed by order of 2020 rank.

**Novel Coronavirus numbers may be difficult to provide close comparison with other reportable diseases listed. This is multifactorial including state reporting requirement with all laboratory results (negative and positive) creating an investigation event, progressive modification of guidance and definitions regarding a novel disease event, and large volume of ongoing data collection processes. Numbers may be subject to change.

NACCHO Opioid Prevention Mentees

WMHD received a \$50,000 grant to address opioid use and abuse in our community. The grant called for WMHD to be paired with a previous recipient from Ohio. The health district in Ohio has similar population, is located near a military base and experiences similar overdose and death rates.

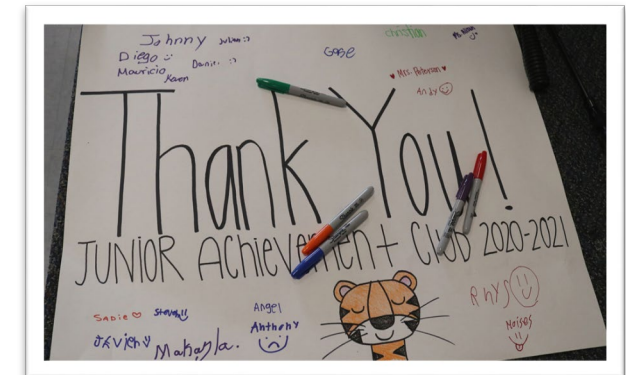
- The process was severely impacted by COVID-19. Instead of traveling in-person to Ohio, WMHD staff and community partners held a virtual visit to learn more about their successes.
- Among the takeaways is to develop a collective impact model outlining shared goals and strategies, create a heat map of opioid overdose emergencies in our counties and develop better communications and partnerships to rapidly respond to those emergencies with a multi-pronged approach.



Tobacco Prevention Community Grants

WMHD received \$300,000 as pass-through funds to address prevention of e-cigarette, marijuana and other drugs.

- Five grants were awarded to community partners.
- Activities support the 7 CADCA strategies and address risk and protective factors.
 - Bonneville CTC provided their community with a texting program to bolster communication and bonding between parents and their children
 - Comunidades Unidas expanded its tobacco prevention efforts in the Hispanic community in Weber County
 - Ogden School District funded 3 Jr Achievement Clubs at Elementary schools
 - Roy CTC started a Peer Youth Court & a Youth Council Workgroup
 - Weber School District purchased an online prevention curriculum for counselors to utilize
- *“All of the opportunities this grant has afforded the Roy CTC are REALLY incredible and exciting and have made such a big difference! It has catapulted our coalition forward and made it possible to work on our risk and protective factors in a way that would not have been possible without it.” – Janae Terry*
- *“The thing I love most about Ogden School District’s Jr Achievement Club is that instead of coming from a disciplinary angle, we are able to present opportunities for kids in achieving success and prevention.” –Taylor Welty*



Food Security Leadership Project

Our health educators attended the CDC's National Leadership Academy for the Public's Health as part of a team from OgdenCAN. This was the first Utah team to participate in this population-health improvement project. The program provided training and support to the team for a period of one year.

Under this academy, the Food Insecurity Team for OgdenCAN completed a community food security assessment for Weber County with an emphasis on Ogden's East Central neighborhood. In addition, the team acquired an ethnographer whose role is to collect additional survey data used to identify strategies to improve health outcomes in our residents based on findings from both assessments.



Food Security Team:

- Bill Cook, Executive Director of OgdenCAN
- Emily Esplin, United Way of Northern Utah
- Kathleen Nielsen, Intermountain Healthcare (retired dietitian)
- Cassandra Backman, Weber State University
- Cailyn Holcomb, Weber-Morgan Health Department
- Robin Aufdenkampe, Intermountain Healthcare
- Mark Horton, NLAPH coach



Assessing Gaps in Service

WMHD Health Promotion and Emergency Services were looking at doing a door-to-door survey at randomly selected homes across 30 quadrants of Weber County. Due to the pandemic, the surveys were sent by mail. See coverage in the [Standard-Examiner](#).

- WMHD partnered with the Utah Department of Health to develop a questionnaire in English and Spanish that did not duplicate existing data. The survey asks questions on the following areas of interest: demographic information, social environment, health and health care, education, food access, economic stability, transportation, housing, activities/programs/schools for youth, access to services for older adults, civic engagement and political representation, media access and use, COVID-19 pandemic, and emergency response.
- We have not met the representative sample size for the Spanish-speaking population. Community Health Workers are assisting in getting responses. Once we collect the raw data, we will hold focus groups on the emerging topics.



Vehicle Repair and Replacement Grant



Photo courtesy of the Standard-Examiner

WHMD was awarded a 5-year \$1,219,911 grant by the Environmental Protection Agency to improve air quality by removing old polluting vehicles. The program provided financial assistance to low-income owners of vehicles that failed an emission test. Through the VRRAP, qualifying low-income individuals are offered financial assistance to either repair the vehicle or replace it with a newer, cleaner vehicle. See the coverage in the [Standard-Examiner](#).

- In 2020, 13 vehicles were repaired and 11 were replaced.

eWIC Card Testsite



We have been waiting a long time for eWIC. In September 2020, WMHD was one of three pilot agencies for the state of Utah to replace the paper food vouchers with a benefit card. As a pilot agency, our staff helped fine tune the training and rollout process for the rest of the state. Participants love the discrete and convenient eWIC card that looks and works much like a debit card at the grocery store. WIC benefits are loaded on the card at the WIC office and then are used at the store check out to pay for the purchases that are covered by WIC.

Stay Home – Stay Connected

During the shutdown, our Injury Prevention program was unable to use some of its grant funding for suicide prevention activities. Staff sought approval to use \$4,000 for a social connectedness campaign that reinvested the funding into the community. Gift cards from approximately 60 different local businesses in Weber and Morgan were used as prizes.

The campaign was 6-weeks long. Each week featured a bingo card with activities to stay socially connected while following safe physical distancing guidelines. Each Bingo card had a unique theme such as, CommUNITY, Be a Friend Bingo, Self-Care Bingo, Family Meal Time, etc. Community members needed to document the activities they did to create 5 in a row in order to be entered into a prize.

The results are a treasure trove of positive pandemic memories. We reached 88,292 people on our social media pages during the 6-week campaign. We also emailed the campaign out to partners and made the contest available on our website for those who did not have social media. See coverage in the [Standard-Examiner](#).



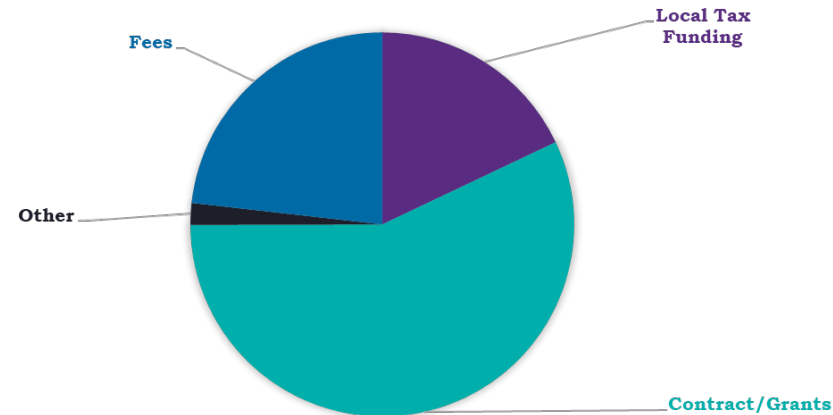
WMHD Budget

2020

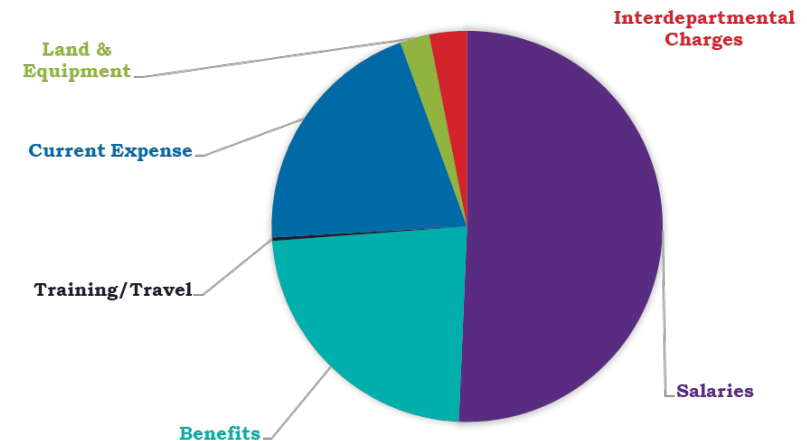
Local Tax Funding	\$	(1,812,215)
Contract/Grants	\$	(5,754,722)
Other	\$	(184,464)
Fees	\$	(2,342,542)
Total	\$	(10,093,943)
Salaries	\$	4,594,754
Benefits	\$	2,097,494
Training/Travel	\$	25,833
Current Expense	\$	1,845,735
Land & Equipment	\$	220,658
Interdepartmental Charges	\$	282,127
Total	\$	9,066,601
Use of Fund Balance	\$	(1,027,342)
Beginning Fund Balance 2020	\$	(4,201,953)
Ending Fund Balance 2020	\$	(5,229,295)

Excludes WIC pass-through commodities: \$2,485,070

REVENUES



EXPENSES



WMHD Statistics

ENVIRONMENTAL

Food Service Plans Submitted for Review	70
Food Service Permits Issued	59
Food Service Inspections	1,162
Temporary Food Inspections	26
Temporary Mass Gatherings	0
COVID-19 Complaint Investigations	372
Food Safety Managers Certified	39
Food Handlers Trained and/or Permitted	8,013
Food Borne Illness Complaint Investigations	18
School and Playground Inspections	72
Underground Storage Tank Inspections	54
Public Water Samples and Inspections	308
Motor Vehicle Emissions – Station Audits	594
Waste Oil Facility Inspections	68
Motor Vehicle Smoking Vehicle Letters Sent	119
Vehicle Repair/Replace Grant	13/11
Emergency Response Call-Outs	39
All Other Nuisance Complaint Inspections	363
Daycare Food Service Inspections	51
Public Pools and Spas Inspections	130
Public Pools Water Samples Taken	558
Wastewater Permits Issued	153
Wastewater Soil Excavations	195
Wastewater System Failures	14
New Wastewater Systems	284
New Subdivisions Reviewed	35
Watertable Sites Monitored	38
Private Wells Permits Issued (New)	29
Meth Contamination Properties	124

NURSING

Family Planning Visits	5
Baby Your Baby	146
TCM Home Visits	697
Home Visit Program Ages 0-5	139
Immunizations: Ages 0-2	613
Ages 3-6	794
Ages 7-18	3,422
Adult	4,138
STD Visits	141
HIV Testing	66
TB Testing	707
# of New Active Cases	0
Communicable Disease Investigations*	3,526
Cancer Screening Exams	125
Immigration Physical Exams	67
Flu Vaccination School Clinics	53
Non-Flu Vaccination School Clinics	0
*non-COVID	

ADMIN

Vital Statistics	
Birth Certificates	7,166
Stillbirth Certificates	6
Death Certificates	2,848
Marriage/Divorce Certificates	33
Additional/Multiple Copies	14,658
Reissues	1,518
Affidavits	76
Expedites	87

HEALTH PROMOTION

Injury Prevention	
Car Seat Program Participants	32
Seat Belt Program Participants	2,772
Other Injury Prevention Participants	1,089
Suicide Training and Presentations	16
Community Members Trained in Suicide Prevention	364
Tobacco Programs	
Prevention Participants	965
Retailers Trained and Educated	160
Compliance Checks Conducted	87
Teen Health	
Presentation Participants	187
Presentation Partners	24
Healthy Living	
Presentation Participants	35,432
Healthy Childcare (TOPStar)	
Children Reached	254
Healthy Childcare (TOPStar)	
Providers Trained	29
New Community and Clinical Partnerships	21
Number of Clinics Engaged in Quality Improvement Protocols	3

WIC

% of Infants Who Initiate Breastfeeding	86%
Annual Average of Certified Participants	4,481
Nutrition Education Classes completed	4,388
Amount of Food Dollars Provided	\$2,485,070



www.webermorganhealth.org | 477 23rd St. Ogden, Utah 84401 | 801-399-7100

