



WEBER COUNTY UTAH

# 2024 APPROVED BUDGET

---

Prepared by the Weber County  
Clerk/Auditor's Office

---

[www.webercountyutah.gov](http://www.webercountyutah.gov)



RESOLUTION 53 - 2023

**A Resolution of the Board of County Commissioners of Weber County  
Adopting the Operating and Capital Budgets of Weber County  
for the 2024 Calendar Year and Declaring the County's Intent to Pick Up  
a Certain Percentage of Members' Contributions to the Utah State Retirement System**

**WHEREAS**, the Board of County Commissioners ("Commission") is mandated by statute to generate a budget each year for the operations of Weber County, including its elected offices and departments; and

**WHEREAS**, in cooperation with other elected officials and department heads the Commission has developed a budget for the 2024 calendar year; and

**WHEREAS**, the Commission has previously adopted a tentative budget and held a public hearing relating thereto for the purpose of receiving input from all interested parties in regard thereto; and

**WHEREAS**, after receiving such input, the Commission has made adjustments it deems appropriate and necessary, and has prepared the budget for final approval;

**NOW THEREFORE**, the Board of County Commissioners of Weber County resolves that pursuant to § 17-36-15 of Utah Code Annotated, the attached budget for Weber County is hereby approved and adopted for the 2024 budget year. The county budget officer is hereby directed to certify the budget and file a copy with the State Auditor no later than 30 days after adoption of this resolution.

The Commission further resolves that pursuant to IRS *Revenue Ruling 2006-43*, which clarifies rules governing employer "pick-up" elections related to employer-paid contributions to employee retirement plans, Weber County formally agrees to contribute 2.59% of the retirement eligible salary of Public Safety Tier 2 Defined Benefit Hybrid System eligible employees to the Utah Retirement Systems Contributory Retirement Plan for the period January 1, 2024 through December 31, 2024.

RESOLVED this 12<sup>th</sup> day of December 2023.

BOARD OF COUNTY COMMISSIONERS  
OF WEBER COUNTY

By: Gage  
Gage Froerer, Chair

ATTEST:

Ricky D. Hatch  
Ricky D. Hatch, CPA  
Weber County Clerk/Auditor

Commissioner Harvey voted Aye  
Commissioner Froerer voted Aye  
Commissioner Bolos voted Aye



# Table of Contents

<b>BUDGET OVERVIEW</b> .....	<b>7</b>	Sewer - Upper Valley Fund.....	152
Clerk Auditor Letter.....	8	Sewer - Pineview West Fund.....	154
County at a Glance.....	9	RAMP Tax Fund.....	157
Executive Summary.....	11	Tourism Fund.....	159
Budgeted Staffing Levels.....	14	Debt Service Fund.....	161
Budget Process.....	15	Special Assessment Bond Fund.....	169
Fund Descriptions.....	16	Capital Projects Fund.....	171
		Flood Control Fund.....	174
<b>FUND SUMMARIES</b> .....	<b>19</b>	Solid Waste Transfer Station Fund.....	176
General Fund.....	20	Animal Shelter Fund.....	181
Termination Pool.....	78	Fleet Management.....	184
Culture Parks And Rec.....	80	Garage Fund.....	186
Library Fund.....	115	Risk Management.....	189
Paramedic Fund.....	118	Treasurers Trust Fund.....	191
Transportation Development.....	120	Health Fund.....	193
Community Reinvestment Agency.....	124		
Impact Fees Fund.....	126	<b>SUPPLEMENTAL SECTION</b> .....	<b>207</b>
Grant Fund.....	134	Approved Capital Projects.....	208
Municipal Services Fund.....	136	5 Year Capital Projects Plan.....	209
Sewer - Lower Valley Fund.....	150	Interdepartmental Rates.....	210





# Budget Overview





December 12, 2023

To the Citizens of Weber County:

Weber County's commitment to financial stability remains unwavering. Despite years of escalating inflation and the rising tide of interest rates, the County has not raised its general operations tax rate since 2016. Currently, we face difficulties in maintaining essential services and filling critical job vacancies. The County is grappling with a substantial vacancy rate, exemplified by the fact that 22% of frontline sheriff deputy positions remain unfilled. These and other vacancies create voids in pivotal roles that are fundamental to the effective operation of the County and the safety and well-being of its citizens.

Other inflationary factors, such as the surge in fuel and materials prices, escalating utility costs, and consecutive years of double-digit increases in health care costs further strain our budget. These elements are beyond our control and pose a significant hurdle to sustaining our current service levels without additional resources.

This untenable situation demands a thoughtful, fiscally prudent response. To address these challenges, the County has thoroughly assessed every department and reduced spending across the board. However, these savings cannot adequately offset the persistent increased costs. Therefore, the County is proposing a modest tax increase of \$2.93 per month (7.25%) on an average home. This adjustment in taxes will help bridge the financial gap, enabling us to continue delivering vital services and support our workforce, without creating a substantial financial burden for residents.

The proposed tax increase reflects a fiscally proactive approach to ensure the ongoing provision of public services and maintaining the well-being of our community. Rest assured that our budgeting process includes meticulous scrutiny of every line item to guarantee it serves the best and highest purpose for the community.

Sincerely,

Ricky D. Hatch, CPA, CPO  
Clerk/Auditor





# County at a Glance

## Basic County Facts

Founded	January 31, 1850
County Seat	Ogden

Population*	269,561
Area of County	659 sq miles

## County Facilities

### Libraries

Library Facilities	5
Circulation Transactions*	2,271,727
Visitors*	966,576

### Roads Maintained in Miles

Paved Surfaces	205
Gravel Surfaces	15
Dirt Surfaces	1

### Sheriff

Calls for Service*	47,778
Average Inmate Population*	764

### Culture, Parks, and Recreation

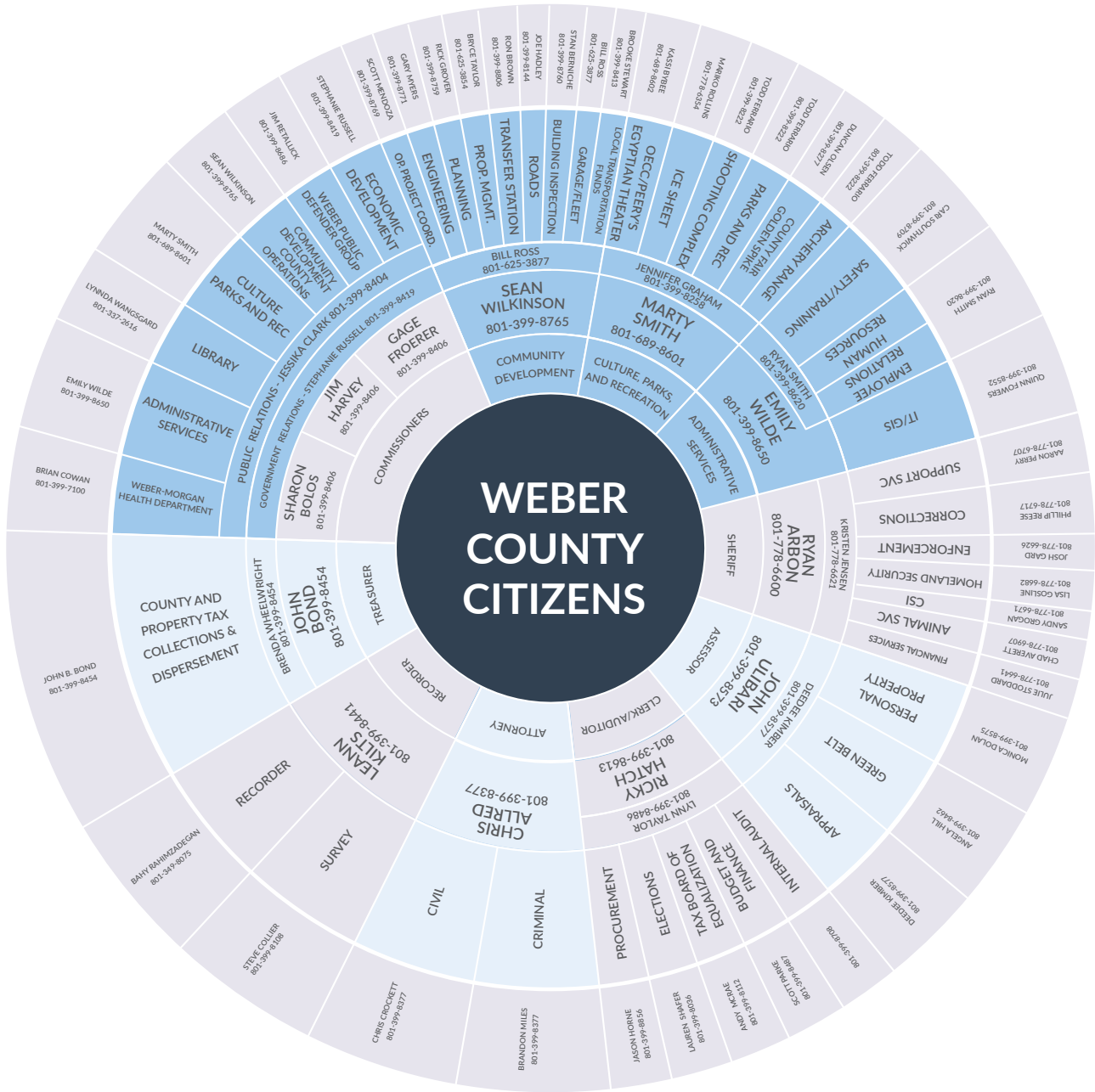
Parks	3
Event Centers	2
Ice Sheet	1
Archery Range	1
Gun Range	1

### Transfer Station

Tons of Solid Waste Received*	218,504
-------------------------------	---------

\*Data per the 2022 Annual Comprehensive Financial Report

# WEBER COUNTY ORGANIZATION CHART



NORTHERN UTAH ECONOMIC ALLIANCE	CHRIS ROYBAL	801-455-5690
USU EXTENSION	NAOMI BROWER	801-399-8200
VISIT OGDEN	SARA TOLIVER	801-778-6250
WEBER COUNTY RAMP	SHELLY HALACY	801-399-8405
WEBER HOUSING AUTHORITY	ANDI BEADLES	801-399-6691
WEBER HUMAN SERVICES	KEVIN EASTMAN	801-625-3700
WEBER AREA DISPATCH 911	KEVIN ROSE	801-395-8222

#WinninginWeber

## Executive Summary

Weber County General Fund revenues are expected to increase by 1.2% to \$95.7 million over the prior year budget amounts, driven primarily by an increase in property tax and sales tax collections.

General fund outflows are projected to decrease by -4.3% to \$96.1 million over the prior year budget amounts, primarily due to increased costs for fuel and materials, escalating utilities, and double digit increases in health insurance, being offset by a decrease in one time spending related to federal grants received in prior years related to the COVID 19 pandemic. Total spending of all funds is expected to be \$347 million. Noteworthy changes included in the current year budget are shown below.

## Employee Compensation

- > Employees will receive a 3% cost-of-living increase, plus a performance-based increase of approximately 2%, based on the employee's performance evaluation. Other targeted adjustments will be given to select positions based on market conditions.
- > Health insurance costs increased by 14%.

## Employee Staffing:

The County's tentative budget includes an overall net decrease of 21 full time equivalent (FTE) positions from the prior year budget, as described below:

- > Addition of two new grant-funded Social Worker positions in the Public Defender Group.
- > Addition of one part-time Economic Development position, funded by a reduction in contracted services.
- > Addition of two new full-time Transfer Station salvage/recycling positions and one new part-time Transfer Station Scale House attendant to help with the workload at the Transfer Station, funded by a reduction in contract labor and overtime costs.
- > Decrease of a full-time custodial position.
- > Decrease of two FTEs from Culture, Parks and Recreation.
- > Decrease of one Library position.
- > Elimination of 14 positions from the Center of Excellence, of which 8 were transferred to the Weber-Morgan Health Department.
- > Elimination of 15 grant-funded positions from the Weber-Morgan Health Department due to the lapse of COVID grants and other funding.

## Other Items

The tentative budget also includes the following significant items:

- > A \$3.7 million transfer from the general fund to capital projects to help fund various capital improvements
- > One time funding of \$750 thousand to the Culture Parks and Recreation Department to be used to maintain facilities
- > Infrastructure and facility improvements of \$26.3 million paid for with County funds. A detailed list of the County's capital projects can be found in the supplementary section of this document.
- > \$29 million in federally funded infrastructure projects paid for by the American Rescue Plan Act

---

Weber County Clerk/Auditor

Ricky D. Hatch, CPA

801-399-8400 // 2380 Washington Blvd., #320, Ogden, UT 84401 // [clerk@WeberCountyUtah.gov](mailto:clerk@WeberCountyUtah.gov)

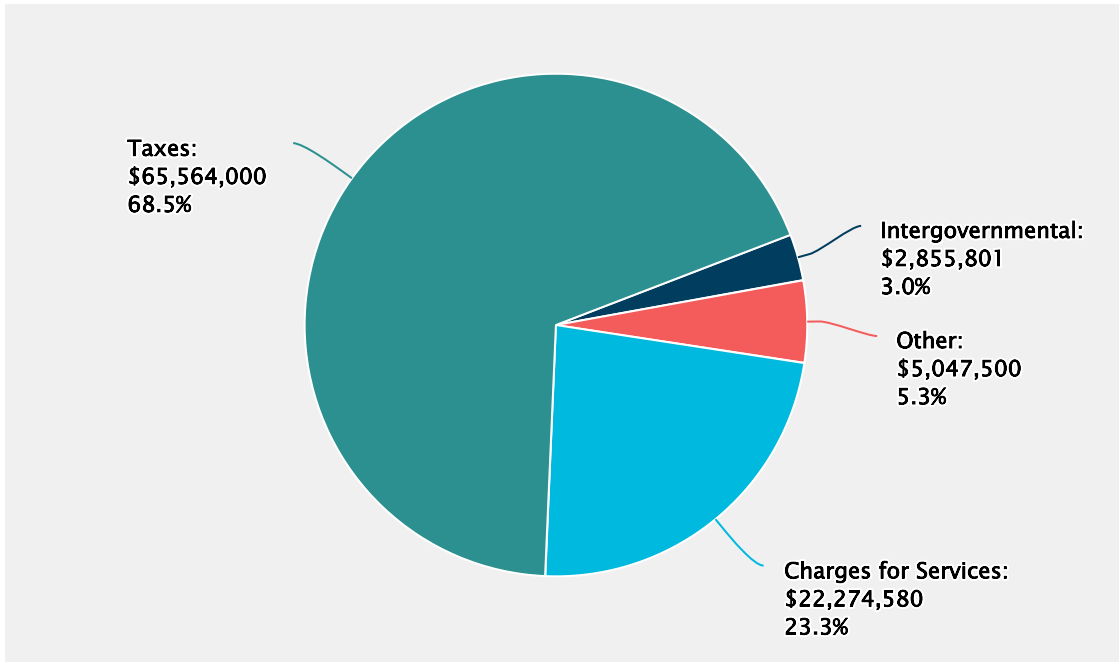
#WinninginWeber

## 2024 Final Budget Summary by Fund

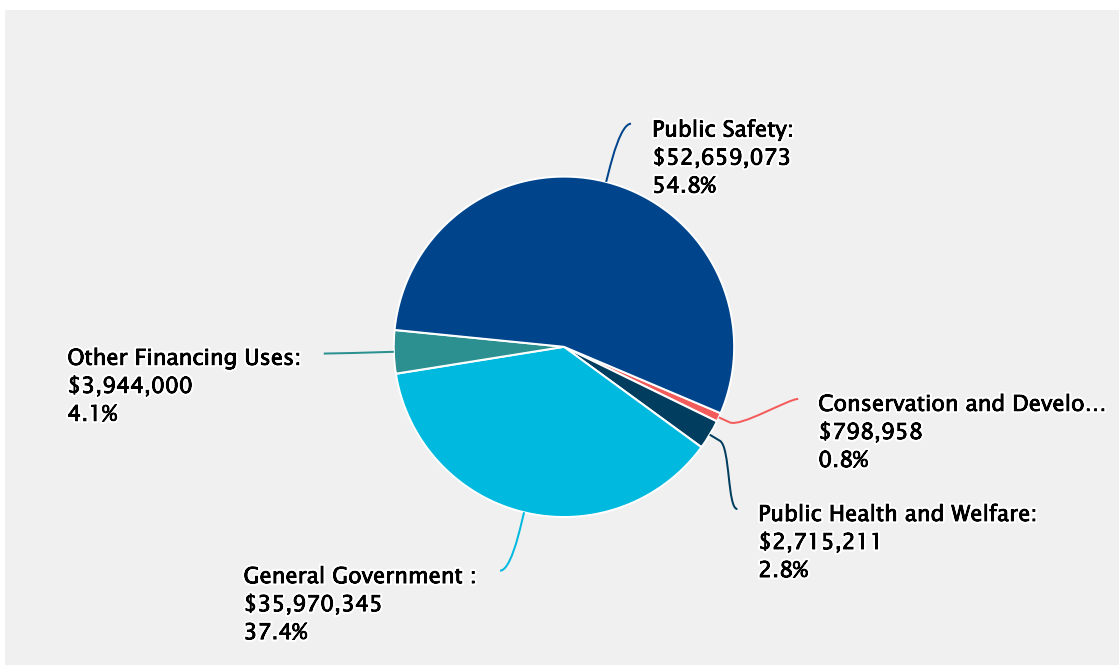
Fund Description	Projected Beginning Fund Balance / Net Assets	Revenues	Expenses / Expenditures	Transfers In	Transfers Out	Projected Change in Fund Balance / Net Assets	Projected Ending Fund Balance / Net Assets
<b>GOVERNMENTAL:</b>							
General Fund	40,505,981	95,741,881	92,348,586	-	3,739,000	(345,705)	40,160,276
Culture Parks and Recreation	1,365,210	6,706,826	14,774,391	8,067,564	-	-	1,365,210
Library Fund	3,610,984	15,353,551	15,520,399	-	-	(166,848)	3,444,136
Paramedic Fund	3,179,775	3,781,000	4,100,783	-	-	(319,783)	2,859,992
Transportation Development Fund	71,914,970	64,661,000	91,724,900	-	394,000	(27,457,900)	44,457,070
Redevelopment Agency Fund	640,014	3,694,000	3,862,000	-	-	(168,000)	472,014
Impact Fee Fund	3,635,794	941,200	2,206,000	-	-	(1,264,800)	2,370,994
Federal Grants Fund	3,644,461	27,340,000	29,180,000	-	-	(1,840,000)	1,804,461
Municipal Service Fund	4,148,231	10,302,200	11,461,559	394,000	-	(765,359)	3,382,872
Sewer - Lower Valley	155,043	155,000	143,742	-	-	11,258	166,301
Sewer - Upper Valley	109,047	23,300	36,722	-	-	(13,422)	95,625
Sewer - Pineview West	42,044	15,552	32,555	-	-	(17,003)	25,041
Ramp Tax Fund	9,062,066	6,635,000	13,479,825	-	-	(6,844,825)	2,217,241
Tourism Fund	5,358,376	9,567,000	1,721,580	-	8,067,564	(222,144)	5,136,232
Flood Control	3,161,021	2,460,500	1,425,637	-	-	1,034,863	4,195,884
<b>Total Governmental Funds</b>	<b>150,533,017</b>	<b>247,378,010</b>	<b>282,018,678</b>	<b>8,461,564</b>	<b>12,200,564</b>	<b>(38,379,668)</b>	<b>112,153,349</b>
<b>DEBT SERVICE FUNDS:</b>							
Debt Service Fund	5,237,102	3,639,000	3,602,800	219,800	-	256,000	5,493,102
Special Assessment Bond Fund	4,204,212	1,676,013	1,676,013	-	-	-	4,204,212
<b>Total Debt Service Funds</b>	<b>9,441,314</b>	<b>5,315,013</b>	<b>5,278,813</b>	<b>219,800</b>	<b>-</b>	<b>256,000</b>	<b>9,697,314</b>
<b>CAPITAL PROJECTS FUNDS:</b>							
Capital Projects Fund	45,102,420	50,000	23,203,000	3,739,000	-	(19,414,000)	25,688,420
<b>Total Capital Projects Funds</b>	<b>45,102,420</b>	<b>50,000</b>	<b>23,203,000</b>	<b>3,739,000</b>	<b>-</b>	<b>(19,414,000)</b>	<b>25,688,420</b>
<b>ENTERPRISE:</b>							
Sanitary Landfill Fund	11,986,496	13,292,000	12,972,772	-	-	319,228	12,305,724
Animal Shelter Fund	196,006	1,125,428	1,053,754	-	219,800	(148,126)	47,880
<b>Total Enterprise Funds</b>	<b>12,182,502</b>	<b>14,417,428</b>	<b>14,026,526</b>	<b>-</b>	<b>219,800</b>	<b>171,102</b>	<b>12,353,604</b>
<b>INTERNAL SERVICE FUNDS:</b>							
Termination Pool	(3,029,383)	2,292,743	2,569,173	-	-	(276,430)	(3,305,813)
Fleet Management Fund	4,632,092	1,334,992	1,299,887	-	-	35,105	4,667,197
Garage	337,760	923,159	903,175	-	-	19,984	357,744
Insurance Fund	1,437,779	2,483,481	2,483,481	-	-	-	1,437,779
<b>Total Internal Service Funds</b>	<b>3,378,248</b>	<b>7,034,375</b>	<b>7,255,715</b>	<b>-</b>	<b>-</b>	<b>(221,341)</b>	<b>3,156,908</b>
<b>COMPONENT UNIT:</b>							
Health Fund	6,311,917	14,672,359	15,392,836	-	-	(720,477)	5,591,440
<b>Total Component Unit</b>	<b>6,311,917</b>	<b>14,672,359</b>	<b>15,392,836</b>	<b>-</b>	<b>-</b>	<b>(720,477)</b>	<b>5,591,440</b>
	<b>226,949,418</b>	<b>288,867,186</b>	<b>347,175,569</b>	<b>12,420,364</b>	<b>12,420,364</b>	<b>(58,308,384)</b>	<b>168,641,035</b>

## 2024 Approved Budget General Fund Revenue and Expenditures

### Revenue



### Expenditures



### Budgeted Full-time Equivalents by Type

	2024	2023	2022	2021
<b>General Fund</b>				
Commission	7	7	7	7
Center of Excellence	0	14	9	8
Assessor	30	30	29	29
Attorney	39	40	39	32
Childrens Justice Center	8	8	8	8
Public Defender	16	14	1	0
Clerk Auditor	25	25	23	23
Recorder Surveyor	24	24	24	24
Treasurer	6	6	6	6
Admin Services	28	28	26	26
Operations	26	28	26	24
Public Safety	345	345	355	356
Conservation and Development	2	1	1	1
<b>Municipal Services</b>				
General Government	24	23	23	23
Animal Control	3	3	3	3
Streets and Public Improvements	22	22	21	20
<b>Other Governmental Funds</b>				
Library	122	123	123	123
Culture, Parks and Recreation	122	124	119	118
<b>Business Type Funds</b>				
Solid Waste Transfer Station	34	32	31	31
Animal Shelter	10	10	10	9
Garage	5	5	5	5
<b>Component Units</b>				
Weber Morgan Health Department	97	104	115	82
	<b>995</b>	<b>1,016</b>	<b>1,004</b>	<b>958</b>

## Budget Process

Starting at the end of August each year, the Clerk / Auditor sends out budget information to each department within the county. Those departments review the budget information and submit any requested changes back to the Clerk Auditor, who compiles the additional requests and base budget information for use during the budget hearings.

During the budget hearings, each department is allowed to explain their next year budgetary requests, as well as to provide additional information on their departments to the County Commissioners.

The Clerk /Auditor, in consultation with the County Commissioners, then compiles a tentative operating and capital budget for the following year. This tentative budget must be submitted to the Commissioners on or before November 1<sup>st</sup> each year and is posted on the County's website.

The commissioners then set a date for a public hearing to receive comments from taxpayers regarding the tentative budget.

After public comments are received, the County Commissioners can amend or adopt the tentative budget to create the final budget. This final budget must be passed before the end of the calendar year and is sent to the Utah State Auditor's Office within thirty days of adoption.

Control of budgeted expenditures is exercised, under state law, at the department level. Administrative control is maintained through detailed line-item budgets for all departments. All non-capital appropriations lapse at the end of the calendar year.

## Fund Descriptions

### General Fund

This fund is the principal operating fund of the County. It accounts for all financial resources of the government that are not accounted for in another fund.

### Special Revenue Funds

These funds record revenue sources that are restricted for specific purposes.

#### Culture Parks and Recreation

This special revenue fund accounts for the operations of the County's Culture Parks, and Recreation Division, including the Ogden Eccles Conference Center, the Ice Sheet, and the Golden Spike Events Center. The principal revenue source is user fees.

#### Library Fund

This special revenue fund accounts for the operations of the County's main library and four branches. The Library Fund's principal revenue source is property taxes.

#### Paramedic Fund

This special revenue fund accounts for the County's paramedic services. The principal revenue source is property taxes.

#### Transportation Development Fund

This special revenue fund accounts for a voter-approved countywide  $\frac{1}{4}$ % sales tax levy that is restricted by state law for expenditure on transportation-related infrastructure and expanded transit facilities. The principal revenue source is sales taxes.

#### Community Reinvestment Agency Fund (Blended Component Unit)

The Community Reinvestment Agency exists to encourage economic development by redeveloping certain areas within the County. The principal revenue source is property tax increment funds.

#### Impact Fees Fund

This fund accounts for the County's impact fees that are charged to all new developments in the unincorporated areas of the County. Impact fees are used to pay for capital improvements to vital infrastructure such as roads, sewer systems, and storm water drainage systems.

### Grant Fund

This special revenue fund is used to account for revenues and expenditures of programs that are primarily funded from restricted federal and state grants.

### Municipal Services Fund

This fund is required to exist by state statutes. It accounts for certain municipal-type services in the unincorporated areas of the County including planning and zoning, building inspection, public safety, road maintenance, and street lighting. Revenues come mainly from sales taxes and state road funds.

### Sewer Systems

These three funds track the operations of the County run sewer systems in various parts of the County. Revenues come primarily from user fees.

### RAMP Tax Fund

This fund accounts for a voter-approved countywide  $\frac{1}{10}$ <sup>th</sup> of one percent sales tax that is restricted for use on facilities and activities related to recreation, arts, museums, and parks ("RAMP").

### Tourism Fund

This fund accounts for the County's tourism-related taxes such as the restaurant tax and the hotel room tax. These funds are spent to promote tourism and recreation within the County.

### Flood Control

This fund accounts for the County's flood control activities within the County. The principal revenue source is property taxes.

## Debt Service Funds

These funds record the accumulation of resources to make payments on long term debt.

### Debt Service Fund

This fund accounts for the accumulation of resources for payment of principal, interest, and related costs on the County's general obligation and sales tax revenue bonds. The principal revenue source is property and sales taxes.



## Special Assessment Bond Fund

This fund accounts for the accumulation of resources for payment of principal, interest, and related costs on the County's special assessment bonds. The principal revenue source is payments from owners of property within the assessment area.

## Capital Projects Fund

This fund accounts for the acquisition and construction of major capital facilities other than those financed by the proprietary funds. Funding typically comes from bond proceeds, transfers from other funds, and interest earnings.

## Enterprise Funds

These funds record the activity of self-supporting government units that sell goods and services to the public and other users.

### Solid Waste Transfer Station Fund

This enterprise fund accounts for operations at the County's waste transfer station and maintenance of the closed landfill site. Revenues come from tipping fees and other charges to users of the facilities.

### Animal Shelter Fund

This enterprise fund accounts for activities of the County's expanded animal shelter. Revenues come mainly from charges to other governments for animal sheltering services, and from charges to the public for shelter and adoption services.

## Internal Service Funds

These funds record the activity of self-supporting government units that provide goods and services to County departments.

### Termination Pool

This fund accounts for payments of employees' leave balances upon termination and payment of post-employment health care benefits to retirees. Resources come from charges to departments' budgets based on an estimated percentage of payroll sufficient to cover the current year's expenses.

### Risk Management Fund

This fund accounts for the County's insurance coverage and loss prevention activities. Coverage is provided using a combination of self-insurance and private insurance. Resources come from charges to departments' budgets based on estimates of insurance premium costs and self-insured expenses for the current year.

## Fleet Management Fund

This fund accounts for operations of the County's fleet of vehicles. Resources come from charges to departments' budgets based on the actual costs of vehicles, insurance, and administration.

### Garage

This fund accounts for operations of the County's Garage. Resources come from charges to departments' budgets based on the actual costs of work performed on County vehicles.

## Component Units

Component Units are legally separate organizations for which the Weber County Commissioners are financially accountable.

### Weber Morgan Health Department

The Weber Morgan Health Department is an interlocal agreement between Weber and Morgan counties to provide their residents with Public Health Services. Its principal revenue sources include intergovernmental revenues, property taxes, and charges for services.



# Fund Summaries



# General Fund

This fund is the principal operating fund of the County. It accounts for all financial resources of the government that are not accounted for in another fund.

## 2024 Approved Budget by Fund General Fund

	2022 Actual	2023 Estimated	2024 Approved
<b>REVENUE:</b>			
<b>Taxes and Other Revenue</b>			
Charges For Services	\$ 22,622,129	\$ 21,798,202	\$ 22,274,580
Intergovernmental	26,370,600	2,779,326	2,855,801
License And Fees	2,213,007	2,136,050	2,193,000
Miscellaneous	324,407	326,000	325,000
Other Financing	2,885,837	2,703,554	2,529,500
Taxes	59,423,816	61,008,547	65,564,000
<b>Taxes and Other Revenue</b>	<b>\$ 113,839,796</b>	<b>\$ 90,751,680</b>	<b>\$ 95,741,881</b>
<b>Total Revenue</b>	<b>\$ 113,839,796</b>	<b>\$ 90,751,680</b>	<b>\$ 95,741,881</b>
<b>EXPENSE:</b>			
<b>General Government</b>			
Art Council	\$ 5,000	\$ 5,000	\$ 10,000
Assessor	2,844,436	2,949,879	3,497,749
Attorney - Civil	943,521	1,030,176	1,231,019
Attorney - Criminal	4,768,897	5,112,038	5,946,562
Center of Excellence	824,388	1,333,358	-
Childrens Justice Center	692,911	693,158	819,335
Clerk Auditor	1,607,925	1,686,899	1,979,132
Commission	1,306,510	1,410,627	1,394,459
Council of Governments	73,361	76,926	81,126
District Court	80,050	115,000	115,000
Elections	863,911	805,457	977,634
GIS	540,978	564,108	660,175
Human Resources	965,523	1,051,992	1,169,204
Information Technology	3,389,966	3,626,975	4,221,645
Internal Audit	111,342	88,568	152,521
Operations Administration	775,601	779,665	863,953
Property Management	2,460,909	2,544,345	2,868,129
Public Defender	2,499,956	3,661,496	4,508,841
Purchasing	239,822	245,603	275,702
Recorder	1,189,338	1,223,100	1,369,132

## 2024 Approved Budget by Fund General Fund

	2022 Actual	2023 Estimated	2024 Approved
Statutory & Non-Departmental	651,554	986,748	1,504,661
Surveyor	1,197,157	1,148,771	1,399,962
Treasurer	713,435	741,561	924,402
<b>General Government</b>	<b>\$ 28,746,493</b>	<b>\$ 31,881,451</b>	<b>\$ 35,970,345</b>
<b>Public Safety</b>			
Crime Scene Investigations	\$ 981,032	\$ 1,098,494	\$ 1,134,624
Homeland Security	576,900	949,697	745,429
Jail	32,885,790	35,359,596	37,400,958
Sheriff	12,218,213	12,407,276	13,342,061
Watershed Fire Protection	35,216	36,000	36,000
<b>Public Safety</b>	<b>\$ 46,697,151</b>	<b>\$ 49,851,063</b>	<b>\$ 52,659,073</b>
<b>Public Health And Welfare</b>			
Human Services	\$ 2,484,346	\$ 2,571,298	\$ 2,704,211
Poor and Indigent Burials	10,075	11,000	11,000
<b>Public Health And Welfare</b>	<b>\$ 2,494,421</b>	<b>\$ 2,582,298</b>	<b>\$ 2,715,211</b>
<b>Conservation And Development</b>			
Economic Development	\$ 375,172	\$ 414,371	\$ 460,398
Usu Extension Service	283,227	319,252	338,560
<b>Conservation And Development</b>	<b>\$ 658,399</b>	<b>\$ 733,623</b>	<b>\$ 798,958</b>
<b>Other Financing Uses</b>			
Contributions & Transfers	\$ 34,710,593	\$ 3,944,000	\$ 3,944,000
<b>Other Financing Uses</b>	<b>\$ 34,710,593</b>	<b>\$ 3,944,000</b>	<b>\$ 3,944,000</b>
<b>Total Expense</b>	<b>\$ 113,307,057</b>	<b>\$ 88,992,435</b>	<b>\$ 96,087,586</b>
<b>General Fund - Additions to (Uses of) Fund Balance</b>	<b>\$ 532,739</b>	<b>\$ 1,759,245</b>	<b>\$ (345,705)</b>

## 2024 Approved Budget

### 10100000 - Commission

Object	Description	2022 Actual	2023 Revised Budget	2023 Estimated	2024 Approved
<b>EXPENSE:</b>					
<b>Salaries and Wages</b>					
510000	Salaries And Wages	\$ 618,169	\$ 777,021	\$ 708,579	\$ 830,908
510001	Auto Allowance	21,664	21,600	21,600	21,600
520001	Health/Dental Insurance	92,216	131,061	74,066	110,438
520005	Disability	3,150	3,775	2,963	4,155
520010	Retirement	122,294	148,262	114,709	163,401
520015	FICA	46,464	57,758	44,656	63,564
520020	Termination Pool	20,648	24,538	19,259	22,850
520025	Workers Comp	6,254	7,207	5,608	7,240
<b>Subtotal for Salaries and Wages</b>		<b>\$ 930,859</b>	<b>\$ 1,171,221</b>	<b>\$ 991,439</b>	<b>\$ 1,224,157</b>
<b>Training &amp; Travel</b>					
550000	Training/Travel	\$ 5,504	\$ 30,000	\$ 3,000	\$ 30,000
550005	Mileage Reimbursement	2,812	-	1,200	-
550010	Transportation	4	-	7,670	-
550015	Lodging	1,996	-	13,000	-
550020	Per Diem	908	-	5,000	-
<b>Subtotal for Training &amp; Travel</b>		<b>\$ 11,223</b>	<b>\$ 30,000</b>	<b>\$ 29,870</b>	<b>\$ 30,000</b>
<b>Current Expense</b>					
555000	Meals/Entertainment	\$ 5,721	\$ 6,000	\$ 6,000	\$ 6,000
610100	Reimbursable Sales Tax	1,305	-	596	-
611000	Association Dues	79,615	86,530	86,530	8,676
620000	Office Expense/Supplies	6,546	5,000	6,177	6,000
621000	Subscriptions	-	300	300	300
624100	Public Relations	77,892	125,000	125,000	21,000
635000	Special Services	-	304	304	304
640000	Special Supplies	14,060	20,000	18,000	20,000
670000	Contracted Services	143,137	112,000	112,000	51,000
<b>Subtotal for Current Expense</b>		<b>\$ 328,276</b>	<b>\$ 355,134</b>	<b>\$ 354,907</b>	<b>\$ 113,280</b>
<b>Debt and Equipment</b>					
700000	Debt Payment	\$ 2,737	\$ 3,235	\$ 899	\$ -
765000	Controlled Assets	7,292	12,000	12,000	-
<b>Subtotal for Debt and Equipment</b>		<b>\$ 10,029</b>	<b>\$ 15,235</b>	<b>\$ 12,899</b>	<b>\$ -</b>
<b>Interdepartmental</b>					
810010	Interdept Charges Print Copy	\$ 779	\$ 999	\$ 1,693	\$ 3,851

## 2024 Approved Budget (Continued)

### 10100000 - Commission

Object	Description	2022 Actual	2023 Revised Budget	2023 Estimated	2024 Approved
810020	Interdept Charges Telephone	10,946	5,746	5,746	3,592
810030	Interdept Charges Fleet	225	225	225	50
810040	Interdept Charges Computer	4,665	4,665	4,665	5,102
810050	Interdept Charg Risk Mgmt	9,507	9,183	9,183	14,428
<b>Subtotal for Interdepartmental</b>		<b>\$ 26,122</b>	<b>\$ 20,817</b>	<b>\$ 21,512</b>	<b>\$ 27,023</b>
<b>Total Expense</b>		<b>\$ 1,306,510</b>	<b>\$ 1,592,407</b>	<b>\$ 1,410,627</b>	<b>\$ 1,394,459</b>
<b>Total Additions to (Uses of) Fund Balance</b>		<b>\$ (1,306,510)</b>	<b>\$ (1,592,407)</b>	<b>\$ (1,410,627)</b>	<b>\$ (1,394,459)</b>

## 2024 Approved Budget

### 10102000 - Center of Excellence

Object	Description	2022 Actual	2023 Revised Budget	2023 Estimated	2024 Approved
<b>REVENUE:</b>					
410000	Federal Grants	\$ -	\$ 1,000,000	\$ -	\$ -
415000	State Grants	513,146	-	-	-
416000	Grants From Local Units	249,385	278,517	-	-
495000	Contributions And Transfers	51,856	-	-	-
495700	Intrafund Transfers	-	123,903	-	-
498000	Transfer From Restricted Acct	-	-	-	-
<b>Total Revenue</b>		<b>\$ 814,387</b>	<b>\$ 1,402,420</b>	<b>\$ -</b>	<b>\$ -</b>
<b>EXPENSE:</b>					
<b>Salaries and Wages</b>					
510000	Salaries And Wages	\$ 530,301	\$ 919,010	\$ 844,447	\$ -
510001	Auto Allowance	-	-	1,200	-
520001	Health/Dental Insurance	101,469	217,872	128,314	-
520005	Disability	2,618	4,376	3,520	-
520010	Retirement	95,572	164,001	128,642	-
520015	FICA	38,498	67,736	52,038	-
520020	Termination Pool	17,059	28,444	22,876	-
520025	Workers Comp	2,282	6,643	2,640	-
529900	Allocated Benefits	-	-	-	-
<b>Subtotal for Salaries and Wages</b>		<b>\$ 787,801</b>	<b>\$ 1,408,081</b>	<b>\$ 1,183,676</b>	<b>\$ -</b>
<b>Training &amp; Travel</b>					
550000	Training/Travel	\$ 1,475	\$ 6,545	\$ 6,545	\$ -
550005	Mileage Reimbursement	-	2,500	2,500	-
<b>Subtotal for Training &amp; Travel</b>		<b>\$ 1,475</b>	<b>\$ 9,045</b>	<b>\$ 9,045</b>	<b>\$ -</b>
<b>Current Expense</b>					
555000	Meals/Entertainment	\$ 404	\$ 1,000	\$ 1,000	\$ -
610100	Reimbursable Sales Tax	63	-	59	-
611000	Association Dues	10	1,000	1,000	-
620000	Office Expense/Supplies	1,965	10,600	10,600	-
620010	Postage	-	50	50	-
621000	Subscriptions	1,612	-	3,747	-
630000	Special Projects	-	28,950	28,950	-
635000	Special Services	1,477	660	660	-
640000	Special Supplies	11,304	2,410	2,410	-



## 2024 Approved Budget (Continued)

### 10102000 - Center of Excellence

Object	Description	2022 Actual	2023 Revised Budget	2023 Estimated	2024 Approved
670000	Contracted Services	8,491	55,000	55,000	-
<b>Subtotal for Current Expense</b>		<b>\$ 25,326</b>	<b>\$ 99,670</b>	<b>\$ 103,476</b>	<b>\$ -</b>
<b>Debt and Equipment</b>					
764000	Capital Equipment	\$ -	\$ 23,800	\$ 23,800	\$ -
765000	Controlled Assets	4,050	-	2,670	-
<b>Subtotal for Debt and Equipment</b>		<b>\$ 4,050</b>	<b>\$ 23,800</b>	<b>\$ 26,470</b>	<b>\$ -</b>
<b>Interdepartmental</b>					
810010	Interdept Charges Print Copy	\$ 777	\$ 777	\$ 777	\$ -
810020	Interdept Charges Telephone	323	359	359	-
810030	Interdept Charges Fleet	-	-	-	-
810040	Interdept Charges Computer	-	6,612	6,612	-
810050	Interdept Charg Risk Mgmt	4,637	2,944	2,944	-
<b>Subtotal for Interdepartmental</b>		<b>\$ 5,737</b>	<b>\$ 10,692</b>	<b>\$ 10,692</b>	<b>\$ -</b>
<b>Total Expense</b>		<b>\$ 824,388</b>	<b>\$ 1,551,288</b>	<b>\$ 1,333,358</b>	<b>\$ -</b>
<b>Total Additions to (Uses of) Fund Balance</b>		<b>\$ (10,001)</b>	<b>\$ (148,868)</b>	<b>\$ (1,333,358)</b>	<b>\$ -</b>

## 2024 Approved Budget

### 10110000 - Assessor

Object	Description	2022 Actual	2023 Revised Budget	2023 Estimated	2024 Approved
<b>REVENUE:</b>					
491000	Sundry Revenue	\$ 112	\$ -	\$ -	\$ -
<b>Total Revenue</b>		<b>\$ 112</b>	<b>\$ -</b>	<b>\$ -</b>	<b>\$ -</b>
<b>EXPENSE:</b>					
<b>Salaries and Wages</b>					
510000	Salaries And Wages	\$ 1,826,475	\$ 2,101,913	\$ 2,009,980	\$ 2,232,635
510001	Auto Allowance	7,221	-	729	-
520001	Health/Dental Insurance	276,361	310,888	257,148	332,563
520005	Disability	8,112	8,615	7,382	9,494
520010	Retirement	309,368	326,894	279,264	360,158
520015	FICA	135,132	151,997	124,052	167,435
520020	Termination Pool	52,782	55,997	47,987	52,217
520025	Workers Comp	25,095	27,225	23,048	29,977
<b>Subtotal for Salaries and Wages</b>		<b>\$ 2,640,546</b>	<b>\$ 2,983,529</b>	<b>\$ 2,749,591</b>	<b>\$ 3,184,479</b>
<b>Training &amp; Travel</b>					
550000	Training/Travel	\$ 15,203	\$ 17,015	\$ 13,111	\$ 15,170
550005	Mileage Reimbursement	537	987	1,362	800
550010	Transportation	82	1,500	40	800
550015	Lodging	987	2,760	790	1,600
550020	Per Diem	1,583	1,249	832	1,125
<b>Subtotal for Training &amp; Travel</b>		<b>\$ 18,392</b>	<b>\$ 23,511</b>	<b>\$ 16,135</b>	<b>\$ 19,495</b>
<b>Current Expense</b>					
555000	Meals/Entertainment	\$ 1,158	\$ 1,100	\$ 1,100	\$ 1,300
610000	Purchasing Card	-	-	518	-
610100	Reimbursable Sales Tax	8	-	-	-
620000	Office Expense/Supplies	9,233	9,170	9,170	11,170
620010	Postage	8,648	10,422	8,600	10,214
620020	Printing	4,203	4,352	4,300	5,089
621000	Subscriptions	6,358	5,810	6,050	6,500
625000	Equipment Maintenance	8,593	7,190	7,500	3,960
625200	Fuel Expense	-	-	3,300	3,300
625300	Software Maint	-	59,646	59,646	-
635000	Special Services	23,770	23,800	23,800	67,800
645000	Special Investigation	12,648	14,280	13,600	14,490
<b>Subtotal for Current Expense</b>		<b>\$ 74,618</b>	<b>\$ 135,770</b>	<b>\$ 137,584</b>	<b>\$ 123,823</b>

## 2024 Approved Budget (Continued)

### 10110000 - Assessor

Object	Description	2022 Actual	2023 Revised Budget	2023 Estimated	2024 Approved
<b>Debt and Equipment</b>					
763000	Software	\$ 54,224	\$ -	\$ -	\$ 124,730
<b>Subtotal for Debt and Equipment</b>		<b>\$ 54,224</b>	<b>\$ -</b>	<b>\$ -</b>	<b>\$ 124,730</b>
<b>Interdepartmental</b>					
810010	Interdept Charges Print Copy	\$ 4,032	\$ 4,289	\$ 4,289	\$ 2,723
810020	Interdept Charges Telephone	15,343	9,696	9,696	9,697
810030	Interdept Charges Fleet	4,179	1,364	1,364	1,415
810040	Interdept Charges Computer	11,674	11,255	11,255	11,325
810050	Interdept Charg Risk Mgmt	21,429	19,966	19,966	20,062
<b>Subtotal for Interdepartmental</b>		<b>\$ 56,657</b>	<b>\$ 46,568</b>	<b>\$ 46,568</b>	<b>\$ 45,222</b>
<b>Total Expense</b>		<b>\$ 2,844,436</b>	<b>\$ 3,189,379</b>	<b>\$ 2,949,879</b>	<b>\$ 3,497,749</b>
<b>Total Additions to (Uses of) Fund Balance</b>		<b>\$ (2,844,324)</b>	<b>\$ (3,189,379)</b>	<b>\$ (2,949,879)</b>	<b>\$ (3,497,749)</b>

## 2024 Approved Budget

### 10120000 - Attorney - Criminal

Object	Description	2022 Actual	2023 Revised Budget	2023 Estimated	2024 Approved
<b>REVENUE:</b>					
415000	State Grants	\$ 35,718	\$ 32,218	\$ 8,065	\$ -
432004	Police Reports	12,573	5,000	17,000	5,000
432042	Drug Court	6,405	5,000	3,500	3,000
432044	DUI Court	3,295	800	2,000	1,000
490700	Forfeiture Receipts	11,598	5,000	25,000	10,000
<b>Total Revenue</b>		<b>\$ 69,589</b>	<b>\$ 48,018</b>	<b>\$ 55,565</b>	<b>\$ 19,000</b>
<b>EXPENSE:</b>					
<b>Salaries and Wages</b>					
510000	Salaries And Wages	\$ 2,907,898	\$ 3,578,767	\$ 3,469,430	\$ 3,822,271
510001	Auto Allowance	7,221	-	729	-
510500	Employee Incentives	3,452	-	11,980	42,000
520001	Health/Dental Insurance	363,664	421,908	332,796	492,980
520005	Disability	14,560	17,390	14,443	19,111
520010	Retirement	606,940	717,599	595,364	793,216
520015	FICA	212,513	266,073	215,919	292,404
520020	Termination Pool	94,698	113,037	93,880	105,112
520025	Workers Comp	32,762	39,217	32,643	43,861
<b>Subtotal for Salaries and Wages</b>		<b>\$ 4,243,708</b>	<b>\$ 5,153,992</b>	<b>\$ 4,767,184</b>	<b>\$ 5,610,956</b>
<b>Training &amp; Travel</b>					
550000	Training/Travel	\$ 34,452	\$ 38,000	\$ 20,000	\$ 33,000
<b>Subtotal for Training &amp; Travel</b>		<b>\$ 34,452</b>	<b>\$ 38,000</b>	<b>\$ 20,000</b>	<b>\$ 33,000</b>
<b>Current Expense</b>					
555000	Meals/Entertainment	\$ -	\$ 1,300	\$ 1,300	\$ 1,300
610100	Reimbursable Sales Tax	961	-	1,451	-
611000	Association Dues	11,156	18,000	18,000	12,000
620000	Office Expense/Supplies	45,093	51,000	51,000	51,000
621000	Subscriptions	27,170	16,000	16,000	16,000
625000	Equipment Maintenance	11,892	4,700	4,700	700
625200	Fuel Expense	-	-	8,339	4,000
625300	Software Maint	-	88,000	88,000	83,000
630000	Special Projects	-	10,000	10,000	-
645000	Special Investigation	19	500	500	-
654000	Service Fees	34,633	37,700	37,700	35,500
<b>Subtotal for Current Expense</b>		<b>\$ 130,925</b>	<b>\$ 227,200</b>	<b>\$ 236,990</b>	<b>\$ 203,500</b>

## 2024 Approved Budget (Continued)

### 10120000 - Attorney - Criminal

Object	Description	2022 Actual	2023 Revised Budget	2023 Estimated	2024 Approved
<b>Debt and Equipment</b>					
761200	Building Improvements	\$ 19,666	\$ -	\$ -	\$ -
763000	Software	259,123	-	-	-
765000	Controlled Assets	4,455	-	-	-
<b>Subtotal for Debt and Equipment</b>		<b>\$ 283,244</b>	<b>\$ -</b>	<b>\$ -</b>	<b>\$ -</b>
<b>Interdepartmental</b>					
810010	Interdept Charges Print Copy	\$ 1,528	\$ 1,463	\$ 1,463	\$ 1,402
810020	Interdept Charges Telephone	15,575	15,800	15,800	15,803
810030	Interdept Charges Fleet	14,365	20,858	20,858	19,524
810040	Interdept Charges Computer	19,599	23,627	23,627	30,359
810050	Interdept Charg Risk Mgmt	25,502	26,115	26,115	32,019
<b>Subtotal for Interdepartmental</b>		<b>\$ 76,568</b>	<b>\$ 87,864</b>	<b>\$ 87,864</b>	<b>\$ 99,106</b>
<b>Total Expense</b>		<b>\$ 4,768,897</b>	<b>\$ 5,507,055</b>	<b>\$ 5,112,038</b>	<b>\$ 5,946,562</b>
<b>Total Additions to (Uses of) Fund Balance</b>		<b>\$ (4,699,308)</b>	<b>\$ (5,459,037)</b>	<b>\$ (5,056,473)</b>	<b>\$ (5,927,562)</b>

## 2024 Approved Budget

### 10122000 - Attorney - Civil

Object	Description	2022 Actual	2023 Revised Budget	2023 Estimated	2024 Approved
<b>REVENUE:</b>					
430050	Service Fees	\$ 57	\$ -	\$ -	\$ -
<b>Total Revenue</b>		<b>\$ 57</b>	<b>\$ -</b>	<b>\$ -</b>	<b>\$ -</b>
<b>EXPENSE:</b>					
<b>Salaries and Wages</b>					
510000	Salaries And Wages	\$ 627,765	\$ 731,870	\$ 715,673	\$ 812,710
510500	Employee Incentives	2,881	-	8,121	15,750
520001	Health/Dental Insurance	88,041	97,732	82,480	117,758
520005	Disability	3,120	3,399	2,980	4,064
520010	Retirement	116,365	130,992	109,788	149,586
520015	FICA	45,866	54,342	43,768	62,172
520020	Termination Pool	20,283	22,091	19,371	22,350
520025	Workers Comp	7,591	8,694	7,280	10,006
<b>Subtotal for Salaries and Wages</b>		<b>\$ 911,912</b>	<b>\$ 1,049,120</b>	<b>\$ 989,461</b>	<b>\$ 1,194,394</b>
<b>Training &amp; Travel</b>					
550000	Training/Travel	\$ 8,112	\$ 15,000	\$ 15,000	\$ 12,000
<b>Subtotal for Training &amp; Travel</b>		<b>\$ 8,112</b>	<b>\$ 15,000</b>	<b>\$ 15,000</b>	<b>\$ 12,000</b>
<b>Current Expense</b>					
610100	Reimbursable Sales Tax	\$ 167	\$ -	\$ 19	\$ -
611000	Association Dues	2,483	2,425	2,425	2,425
620000	Office Expense/Supplies	2,832	2,000	2,000	2,000
621000	Subscriptions	204	2,000	4,888	2,000
624205	Bank Charges	5	-	4	-
654000	Service Fees	2,289	4,000	4,000	2,000
<b>Subtotal for Current Expense</b>		<b>\$ 7,981</b>	<b>\$ 10,425</b>	<b>\$ 13,336</b>	<b>\$ 8,425</b>
<b>Interdepartmental</b>					
810010	Interdept Charges Print Copy	\$ 3,580	\$ 3,490	\$ 3,490	\$ 4,754
810020	Interdept Charges Telephone	2,438	1,796	1,796	1,796
810040	Interdept Charges Computer	4,617	4,085	4,085	4,033
810050	Interdept Chrg Risk Mgmt	4,881	3,009	3,009	5,618
<b>Subtotal for Interdepartmental</b>		<b>\$ 15,515</b>	<b>\$ 12,379</b>	<b>\$ 12,379</b>	<b>\$ 16,200</b>
<b>Total Expense</b>		<b>\$ 943,521</b>	<b>\$ 1,086,924</b>	<b>\$ 1,030,176</b>	<b>\$ 1,231,019</b>
<b>Total Additions to (Uses of) Fund Balance</b>		<b>\$ (943,465)</b>	<b>\$ (1,086,924)</b>	<b>\$ (1,030,176)</b>	<b>\$ (1,231,019)</b>

## 2024 Approved Budget

### 10124000 - Public Defender

Object	Description	2022 Actual	2023 Revised Budget	2023 Estimated	2024 Approved
<b>REVENUE:</b>					
415000	State Grants	\$ 595,759	\$ 1,048,492	\$ 1,050,000	\$ 1,096,130
416000	Grants From Local Units	-	-	-	145,000
430050	Service Fees	162,825	140,000	140,000	145,000
432042	Drug Court	5,530	4,500	4,500	4,500
432046	Indigent Fees	7,663	1,100	100	500
<b>Total Revenue</b>		<b>\$ 771,777</b>	<b>\$ 1,194,092</b>	<b>\$ 1,194,600</b>	<b>\$ 1,391,130</b>
<b>EXPENSE:</b>					
<b>Salaries and Wages</b>					
510000	Salaries And Wages	\$ 498,402	\$ 1,595,066	\$ 1,373,918	\$ 1,926,177
510005	Overtime	-	-	20,000	20,000
510500	Employee Incentives	-	-	2,744	26,250
520001	Health/Dental Insurance	50,055	259,455	143,360	223,323
520005	Disability	2,492	7,555	5,747	9,631
520010	Retirement	91,321	280,650	209,082	359,476
520015	FICA	37,012	115,595	84,817	147,353
520020	Termination Pool	16,198	49,109	37,353	52,970
520025	Workers Comp	5,587	18,409	12,219	21,156
<b>Subtotal for Salaries and Wages</b>		<b>\$ 701,066</b>	<b>\$ 2,325,840</b>	<b>\$ 1,889,241</b>	<b>\$ 2,786,335</b>
<b>Training &amp; Travel</b>					
550000	Training/Travel	\$ 1,531	\$ 45,000	\$ 45,000	\$ 30,000
550010	Transportation	343	-	-	-
550015	Lodging	362	-	150	-
550020	Per Diem	242	-	-	-
<b>Subtotal for Training &amp; Travel</b>		<b>\$ 2,478</b>	<b>\$ 45,000</b>	<b>\$ 45,150</b>	<b>\$ 30,000</b>
<b>Current Expense</b>					
555000	Meals/Entertainment	\$ 650	\$ -	\$ -	\$ -
610000	Purchasing Card	(20)	-	244	-
610100	Reimbursable Sales Tax	26	-	269	-
611000	Association Dues	1,345	7,260	7,260	10,000
620000	Office Expense/Supplies	16,666	10,000	10,000	12,000
625300	Software Maint	22,259	61,750	61,750	48,374
630000	Special Projects	132,942	31,754	70,600	140,000
654000	Service Fees	74,878	90,000	90,000	90,000
670000	Contracted Services	1,219,304	1,153,695	1,153,695	1,081,075
670010	Appeals	66,436	100,000	165,082	200,000

## 2024 Approved Budget (Continued)

### 10124000 - Public Defender

Object	Description	2022 Actual	2023 Revised Budget	2023 Estimated	2024 Approved
670015	Investigator	24,152	45,000	45,000	45,000
670020	Capital Defense	48,100	-	51,636	-
670022	Aggravated Case Defense	-	-	19,368	-
670024	Conflict Case Defense	-	-	1,638	17,970
670025	Capital Appeals	35,708	-	-	-
<b>Subtotal for Current Expense</b>		<b>\$ 1,642,446</b>	<b>\$ 1,499,459</b>	<b>\$ 1,676,543</b>	<b>\$ 1,644,419</b>
<b>Debt and Equipment</b>					
763000	Software	\$ 12,128	\$ -	\$ -	\$ -
764000	Capital Equipment	-	19,400	19,400	-
765000	Controlled Assets	100,665	15,000	15,000	12,500
<b>Subtotal for Debt and Equipment</b>		<b>\$ 112,793</b>	<b>\$ 34,400</b>	<b>\$ 34,400</b>	<b>\$ 12,500</b>
<b>Interdepartmental</b>					
810000	Interdept Charges	\$ 37,731	\$ -	\$ -	\$ -
810010	Interdept Charges Print Copy	-	-	627	1,128
810020	Interdept Charges Telephone	3,441	8,259	8,259	10,416
810030	Interdept Charges Fleet	-	-	-	40
810040	Interdept Charges Computer	-	7,277	7,277	10,706
810050	Interdept Chrg Risk Mgmt	-	-	-	13,297
<b>Subtotal for Interdepartmental</b>		<b>\$ 41,173</b>	<b>\$ 15,536</b>	<b>\$ 16,163</b>	<b>\$ 35,587</b>
<b>Total Expense</b>		<b>\$ 2,499,956</b>	<b>\$ 3,920,236</b>	<b>\$ 3,661,496</b>	<b>\$ 4,508,841</b>
<b>Total Additions to (Uses of) Fund Balance</b>		<b>\$ (1,728,179)</b>	<b>\$ (2,726,144)</b>	<b>\$ (2,466,896)</b>	<b>\$ (3,117,711)</b>



## 2024 Approved Budget

### 10128000 - Childrens Justice Center

Object	Description	2022 Actual	2023 Revised Budget	2023 Estimated	2024 Approved
<b>REVENUE:</b>					
410000	Federal Grants	\$ 135,978	\$ 170,338	\$ 76,434	\$ -
415000	State Grants	390,438	291,086	433,844	538,398
416000	Grants From Local Units	26,462	57,057	55,000	70,000
430050	Service Fees	334	500	-	-
490000	Miscellaneous Revenue	4,395	1,400	-	-
<b>Total Revenue</b>		<b>\$ 557,606</b>	<b>\$ 520,381</b>	<b>\$ 565,278</b>	<b>\$ 608,398</b>
<b>EXPENSE:</b>					
<b>Salaries and Wages</b>					
510000	Salaries And Wages	\$ 424,474	\$ 489,962	\$ 437,191	\$ 490,289
510005	Overtime	516	-	63	-
520001	Health/Dental Insurance	47,984	48,406	52,762	67,717
520005	Disability	1,505	1,691	1,161	1,466
520010	Retirement	67,240	73,653	52,009	67,016
520015	FICA	31,326	36,379	26,892	37,507
520020	Termination Pool	12,547	13,871	9,941	10,732
520025	Workers Comp	2,805	3,491	2,426	3,432
<b>Subtotal for Salaries and Wages</b>		<b>\$ 588,397</b>	<b>\$ 667,452</b>	<b>\$ 582,446</b>	<b>\$ 678,159</b>
<b>Training &amp; Travel</b>					
550000	Training/Travel	\$ 1,541	\$ 5,215	\$ 500	\$ 500
550005	Mileage Reimbursement	304	3,127	400	1,000
550010	Transportation	110	1,350	-	-
550015	Lodging	418	1,250	300	500
550020	Per Diem	454	379	500	700
<b>Subtotal for Training &amp; Travel</b>		<b>\$ 2,827</b>	<b>\$ 11,321</b>	<b>\$ 1,700</b>	<b>\$ 2,700</b>
<b>Current Expense</b>					
555000	Meals/Entertainment	\$ 777	\$ 7,000	\$ 2,500	\$ 7,000
610100	Reimbursable Sales Tax	127	-	15	-
620000	Office Expense/Supplies	2,613	5,000	2,500	3,000
620010	Postage	-	120	50	120
622000	Publications	128	350	100	350
624100	Public Relations	-	5,000	-	5,000
625000	Equipment Maintenance	1,093	1,350	1,000	1,500
627000	Utilities	12,866	17,500	17,500	20,000
628000	Telephone	3,198	1,072	2,750	3,500
630000	Special Projects	50,665	70,769	60,000	73,000

## 2024 Approved Budget (Continued)

### 10128000 - Childrens Justice Center

Object	Description	2022 Actual	2023 Revised Budget	2023 Estimated	2024 Approved
654000	Service Fees	2,076	2,250	2,250	2,500
675010	Medical Services Reimbursement	1,335	1,800	-	1,500
675015	Medical Services Lab Fees	6,884	5,000	2,500	4,000
699000	Sundry	784	1,500	1,000	1,500
<b>Subtotal for Current Expense</b>		<b>\$ 82,546</b>	<b>\$ 118,711</b>	<b>\$ 92,165</b>	<b>\$ 122,970</b>
<b>Interdepartmental</b>					
810010	Interdept Charges Print Copy	\$ 965	\$ 958	\$ 958	\$ 947
810020	Interdept Charges Telephone	7,558	5,027	5,027	5,387
810040	Interdept Charges Computer	5,805	6,336	6,336	6,239
810050	Interdept Charg Risk Mgmt	4,814	4,525	4,525	2,932
<b>Subtotal for Interdepartmental</b>		<b>\$ 19,141</b>	<b>\$ 16,847</b>	<b>\$ 16,847</b>	<b>\$ 15,505</b>
<b>Total Expense</b>		<b>\$ 692,911</b>	<b>\$ 814,332</b>	<b>\$ 693,158</b>	<b>\$ 819,335</b>
<b>Total Additions to (Uses of) Fund Balance</b>		<b>\$ (135,304)</b>	<b>\$ (293,951)</b>	<b>\$ (127,881)</b>	<b>\$ (210,937)</b>

## 2024 Approved Budget

### 10130000 - Clerk Auditor

Object	Description	2022 Actual	2023 Revised Budget	2023 Estimated	2024 Approved
<b>REVENUE:</b>					
422020	Marriage Licenses	\$ 95,325	\$ 90,000	\$ 71,400	\$ 75,000
422021	Marriage License - State	10	-	650	-
430000	Service Fees And Charges	45,037	10,000	9,500	10,000
430010	Tax Sale	10,253	10,000	9,492	10,000
430035	Passport Photos	49,145	48,000	65,000	60,000
430040	Passport Processing	152,040	150,000	190,000	180,000
430050	Service Fees	-	-	(400)	-
491500	Over/Short	8	-	24	-
<b>Total Revenue</b>		<b>\$ 351,819</b>	<b>\$ 308,000</b>	<b>\$ 345,666</b>	<b>\$ 335,000</b>
<b>EXPENSE:</b>					
<b>Salaries and Wages</b>					
510000	Salaries And Wages	\$ 994,015	\$ 1,160,295	\$ 1,081,641	\$ 1,234,532
510001	Auto Allowance	7,221	-	729	-
510005	Overtime	894	-	228	-
520001	Health/Dental Insurance	133,991	173,507	125,089	177,404
520005	Disability	4,681	5,289	4,271	5,920
520010	Retirement	179,607	202,605	160,800	225,150
520015	FICA	74,068	86,285	66,634	94,243
520020	Termination Pool	31,985	36,091	29,248	33,354
520025	Workers Comp	4,964	4,568	3,833	4,999
<b>Subtotal for Salaries and Wages</b>		<b>\$ 1,431,426</b>	<b>\$ 1,668,639</b>	<b>\$ 1,472,474</b>	<b>\$ 1,775,601</b>
<b>Training &amp; Travel</b>					
550000	Training/Travel	\$ 6,975	\$ 5,000	\$ 4,000	\$ 4,000
550005	Mileage Reimbursement	1,540	1,500	700	1,000
550010	Transportation	5,750	5,300	5,000	5,000
550015	Lodging	5,252	4,000	5,700	5,500
550020	Per Diem	1,953	2,500	2,000	2,000
<b>Subtotal for Training &amp; Travel</b>		<b>\$ 21,470</b>	<b>\$ 18,300</b>	<b>\$ 17,400</b>	<b>\$ 17,500</b>
<b>Current Expense</b>					
555000	Meals/Entertainment	\$ 658	\$ 800	\$ 800	\$ 800
610100	Reimbursable Sales Tax	414	-	192	-
620000	Office Expense/Supplies	14,381	10,000	15,000	15,000
620010	Postage	21,363	17,000	18,000	18,000

## 2024 Approved Budget (Continued)

### 10130000 - Clerk Auditor

Object	Description	2022 Actual	2023 Revised Budget	2023 Estimated	2024 Approved
621000	Subscriptions	1,022	1,500	1,500	1,500
622000	Publications	55,515	55,000	68,532	69,000
624205	Bank Charges	8,839	8,000	8,056	9,000
625000	Equipment Maintenance	-	1,500	-	-
625300	Software Maint	-	-	35	750
630000	Special Projects	-	25,000	1,000	1,000
635000	Special Services	7,212	5,000	9,000	9,000
654000	Service Fees	5,020	19,000	6,000	7,000
654010	Service Fees - Work Study Aide	-	-	-	20,992
699000	Sundry	40	-	-	-
<b>Subtotal for Current Expense</b>		<b>\$ 114,463</b>	<b>\$ 142,800</b>	<b>\$ 128,115</b>	<b>\$ 152,042</b>
<b>Debt and Equipment</b>					
761200	Building Improvements	\$ -	\$ 5,000	\$ -	\$ -
763000	Software	6,973	36,050	38,600	-
765000	Controlled Assets	4,227	500	500	500
<b>Subtotal for Debt and Equipment</b>		<b>\$ 11,200</b>	<b>\$ 41,550</b>	<b>\$ 39,100</b>	<b>\$ 500</b>
<b>Interdepartmental</b>					
810010	Interdept Charges Print Copy	\$ 4,641	\$ 4,451	\$ 4,451	\$ 4,403
810020	Interdept Charges Telephone	9,189	6,823	6,823	7,902
810030	Interdept Charges Fleet	27	36	36	170
810040	Interdept Charges Computer	5,025	8,085	8,085	8,923
810050	Interdept Charg Risk Mgmt	10,484	10,416	10,416	12,091
<b>Subtotal for Interdepartmental</b>		<b>\$ 29,365</b>	<b>\$ 29,811</b>	<b>\$ 29,811</b>	<b>\$ 33,489</b>
<b>Total Expense</b>		<b>\$ 1,607,925</b>	<b>\$ 1,901,100</b>	<b>\$ 1,686,899</b>	<b>\$ 1,979,132</b>
<b>Total Additions to (Uses of) Fund Balance</b>		<b>\$ (1,256,106)</b>	<b>\$ (1,593,100)</b>	<b>\$ (1,341,233)</b>	<b>\$ (1,644,132)</b>

## 2024 Approved Budget

### 10132150 - Elections

Object	Description	2022 Actual	2023 Revised Budget	2023 Estimated	2024 Approved
<b>REVENUE:</b>					
415000	State Grants	\$ 21,136	\$ 36,000	\$ 41,000	\$ 36,000
432036	Candidate Filing Fees	10,320	-	-	10,000
432038	Election Data/Maps	15	100	100	500
443500	Election Services	83,688	318,784	263,250	-
<b>Total Revenue</b>		<b>\$ 115,159</b>	<b>\$ 354,884</b>	<b>\$ 304,350</b>	<b>\$ 46,500</b>
<b>EXPENSE:</b>					
<b>Salaries and Wages</b>					
510000	Salaries And Wages	\$ 272,180	\$ 347,696	\$ 272,407	\$ 360,487
510005	Overtime	2,314	-	-	-
510500	Employee Incentives	-	-	3,041	5,213
519900	Allocated Salaries and Wages	(617)	-	-	-
520001	Health/Dental Insurance	28,887	50,932	29,144	46,896
520005	Disability	1,134	1,463	1,060	1,556
520010	Retirement	40,765	53,753	38,656	56,620
520015	FICA	20,487	29,723	16,913	27,577
520020	Termination Pool	7,372	9,535	7,130	8,560
520025	Workers Comp	844	1,564	186	933
<b>Subtotal for Salaries and Wages</b>		<b>\$ 373,366</b>	<b>\$ 494,666</b>	<b>\$ 368,537</b>	<b>\$ 507,843</b>
<b>Training &amp; Travel</b>					
550000	Training/Travel	\$ 1,608	\$ 6,900	\$ 6,000	\$ 5,000
550005	Mileage Reimbursement	247	400	400	400
550010	Transportation	35	1,975	1,000	1,500
550015	Lodging	-	2,325	1,846	2,000
550020	Per Diem	39	1,127	1,500	1,200
<b>Subtotal for Training &amp; Travel</b>		<b>\$ 1,929</b>	<b>\$ 12,727</b>	<b>\$ 10,746</b>	<b>\$ 10,100</b>
<b>Current Expense</b>					
555000	Meals/Entertainment	\$ 2,117	\$ 1,250	\$ 3,000	\$ 4,000
610100	Reimbursable Sales Tax	91	-	231	-
620000	Office Expense/Supplies	6,876	4,355	4,355	4,355
620010	Postage	35,479	52,000	52,000	75,000
620020	Printing	234,529	195,949	216,143	225,000
621000	Subscriptions	1,053	500	528	500
622000	Publications	815	5,000	500	1,000
624100	Public Relations	-	10,000	2,000	10,000
625000	Equipment Maintenance	29,930	76,547	76,547	76,547

## 2024 Approved Budget (Continued)

### 10132150 - Elections

Object	Description	2022 Actual	2023 Revised Budget	2023 Estimated	2024 Approved
630000	Special Projects	10,517	82,208	390	-
635000	Special Services	41,446	45,000	43,000	5,000
635010	Voting Judges	-	13	-	-
640000	Special Supplies	15,000	14,375	12,000	14,375
699000	Sundry	0	-	-	-
<b>Subtotal for Current Expense</b>		<b>\$ 377,854</b>	<b>\$ 487,197</b>	<b>\$ 410,695</b>	<b>\$ 415,777</b>
<b>Debt and Equipment</b>					
764000	Capital Equipment	\$ 26,375	\$ -	\$ 888	\$ -
765000	Controlled Assets	64,939	30,000	1,000	10,000
<b>Subtotal for Debt and Equipment</b>		<b>\$ 91,314</b>	<b>\$ 30,000</b>	<b>\$ 1,888</b>	<b>\$ 10,000</b>
<b>Interdepartmental</b>					
810010	Interdept Charges Print Copy	\$ 1,158	\$ 1,147	\$ 1,147	\$ 1,080
810020	Interdept Charges Telephone	8,809	3,950	3,950	3,592
810030	Interdept Charges Fleet	1,028	617	617	1,980
810040	Interdept Charges Computer	1,425	1,833	1,833	19,399
810050	Interdept Charg Risk Mgmt	7,030	6,043	6,043	7,863
<b>Subtotal for Interdepartmental</b>		<b>\$ 19,449</b>	<b>\$ 13,591</b>	<b>\$ 13,591</b>	<b>\$ 33,914</b>
<b>Total Expense</b>		<b>\$ 863,911</b>	<b>\$ 1,038,181</b>	<b>\$ 805,457</b>	<b>\$ 977,634</b>
<b>Total Additions to (Uses of) Fund Balance</b>		<b>\$ (748,752)</b>	<b>\$ (683,297)</b>	<b>\$ (501,107)</b>	<b>\$ (931,134)</b>

## 2024 Approved Budget

### 10140000 - Recorder

Object	Description	2022 Actual	2023 Revised Budget	2023 Estimated	2024 Approved
<b>REVENUE:</b>					
430050	Service Fees	\$ 2,371,238	\$ 2,500,000	\$ 1,400,000	\$ 2,000,000
430053	Plats And Copies	6,527	6,000	6,000	5,000
432010	Data Processing Fees	145,763	135,000	135,000	135,000
491000	Sundry Revenue	47	-	-	-
491500	Over/Short	(78)	-	-	-
<b>Total Revenue</b>		<b>\$ 2,523,497</b>	<b>\$ 2,641,000</b>	<b>\$ 1,541,000</b>	<b>\$ 2,140,000</b>
<b>EXPENSE:</b>					
<b>Salaries and Wages</b>					
510000	Salaries And Wages	\$ 739,442	\$ 795,233	\$ 792,319	\$ 842,013
520001	Health/Dental Insurance	157,576	174,843	144,878	187,400
520005	Disability	3,698	3,854	3,310	4,210
520010	Retirement	141,215	147,585	125,101	161,236
520015	FICA	54,044	58,967	48,591	64,414
520020	Termination Pool	24,036	25,052	21,520	23,155
520025	Workers Comp	904	617	530	674
<b>Subtotal for Salaries and Wages</b>		<b>\$ 1,120,915</b>	<b>\$ 1,206,151</b>	<b>\$ 1,136,249</b>	<b>\$ 1,283,102</b>
<b>Training &amp; Travel</b>					
550000	Training/Travel	\$ 7,516	\$ 10,000	\$ 10,000	\$ 7,000
550005	Mileage Reimbursement	550	-	845	750
550010	Transportation	66	-	-	-
550020	Per Diem	819	-	293	250
<b>Subtotal for Training &amp; Travel</b>		<b>\$ 8,951</b>	<b>\$ 10,000</b>	<b>\$ 11,138</b>	<b>\$ 8,000</b>
<b>Current Expense</b>					
610100	Reimbursable Sales Tax	\$ 136	\$ -	\$ 67	\$ -
620000	Office Expense/Supplies	11,498	20,000	20,000	20,000
624205	Bank Charges	22	-	12	-
625000	Equipment Maintenance	-	7,100	7,100	7,100
625300	Software Maint	7,849	7,900	7,900	7,900
630000	Special Projects	9,249	10,000	10,000	10,000
<b>Subtotal for Current Expense</b>		<b>\$ 28,754</b>	<b>\$ 45,000</b>	<b>\$ 45,079</b>	<b>\$ 45,000</b>
<b>Debt and Equipment</b>					
764000	Capital Equipment	\$ 550	\$ -	\$ -	\$ -
<b>Subtotal for Debt and Equipment</b>		<b>\$ 550</b>	<b>\$ -</b>	<b>\$ -</b>	<b>\$ -</b>

## 2024 Approved Budget (Continued)

### 10140000 - Recorder

Object	Description	2022 Actual	2023 Revised Budget	2023 Estimated	2024 Approved
<b>Interdepartmental</b>					
810010	Interdept Charges Print Copy	\$ 2,047	\$ 2,090	\$ 2,090	\$ 2,031
810020	Interdept Charges Telephone	6,864	7,182	7,182	6,465
810040	Interdept Charges Computer	10,098	10,574	10,574	10,899
810050	Interdept Charg Risk Mgmt	11,160	10,789	10,789	13,636
<b>Subtotal for Interdepartmental</b>		<b>\$ 30,169</b>	<b>\$ 30,635</b>	<b>\$ 30,635</b>	<b>\$ 33,031</b>
<b>Total Expense</b>		<b>\$ 1,189,338</b>	<b>\$ 1,291,786</b>	<b>\$ 1,223,100</b>	<b>\$ 1,369,132</b>
<b>Total Additions to (Uses of) Fund Balance</b>		<b>\$ 1,334,158</b>	<b>\$ 1,349,214</b>	<b>\$ 317,900</b>	<b>\$ 770,868</b>



## 2024 Approved Budget

### 10142000 - Surveyor

Object	Description	2022 Actual	2023 Revised Budget	2023 Estimated	2024 Approved
<b>REVENUE:</b>					
430500	Service Fees	\$ 22,662	\$ 16,000	\$ 16,000	\$ 16,000
430520	Fees Harrisville	15,600	15,000	11,000	15,000
432020	Subdivision Fees	31,825	30,000	36,000	30,000
432021	Interlocal Plat Review	1,850	4,000	2,500	4,000
432022	Annexation Reviews	14,490	10,000	10,000	10,000
445000	Fines And Fees	-	-	1,500	-
498000	Transfer From Restricted Acct	23,000	-	15,000	-
<b>Total Revenue</b>		<b>\$ 109,427</b>	<b>\$ 75,000</b>	<b>\$ 92,000</b>	<b>\$ 75,000</b>
<b>EXPENSE:</b>					
<b>Salaries and Wages</b>					
510000	Salaries And Wages	\$ 727,485	\$ 831,273	\$ 742,554	\$ 874,571
510001	Auto Allowance	7,221	-	729	-
520001	Health/Dental Insurance	131,903	154,680	102,203	157,603
520005	Disability	3,658	3,855	3,106	4,293
520010	Retirement	132,925	143,903	113,668	160,168
520015	FICA	53,067	60,466	45,221	65,681
520020	Termination Pool	23,838	25,059	20,188	23,611
520025	Workers Comp	10,114	10,987	8,634	11,673
<b>Subtotal for Salaries and Wages</b>		<b>\$ 1,090,212</b>	<b>\$ 1,230,224</b>	<b>\$ 1,036,303</b>	<b>\$ 1,297,600</b>
<b>Training &amp; Travel</b>					
550000	Training/Travel	\$ 9,274	\$ 17,340	\$ 17,000	\$ 17,000
550005	Mileage Reimbursement	1,720	2,200	1,000	1,000
550015	Lodging	330	3,300	1,000	1,000
550020	Per Diem	830	1,600	1,000	1,000
<b>Subtotal for Training &amp; Travel</b>		<b>\$ 12,154</b>	<b>\$ 24,440</b>	<b>\$ 20,000</b>	<b>\$ 20,000</b>
<b>Current Expense</b>					
555000	Meals/Entertainment	\$ 858	\$ 500	\$ 500	\$ 500
610100	Reimbursable Sales Tax	26	-	-	-
620000	Office Expense/Supplies	618	500	500	500
625000	Equipment Maintenance	10,981	7,800	6,200	6,200
625200	Fuel Expense	-	-	1,600	1,600
625300	Software Maint	19,673	24,656	24,656	24,656
628000	Telephone	2,245	3,876	3,876	3,876
630000	Special Projects	24,546	12,000	12,000	12,000
640000	Special Supplies	4,596	10,000	10,000	10,000

## 2024 Approved Budget (Continued)

### 10142000 - Surveyor

Object	Description	2022 Actual	2023 Revised Budget	2023 Estimated	2024 Approved
<b>Subtotal for Current Expense</b>		<b>\$ 63,543</b>	<b>\$ 59,332</b>	<b>\$ 59,332</b>	<b>\$ 59,332</b>
<b>Debt and Equipment</b>					
763000	Software	\$ -	\$ 10,000	\$ 10,000	\$ -
<b>Subtotal for Debt and Equipment</b>		<b>\$ -</b>	<b>\$ 10,000</b>	<b>\$ 10,000</b>	<b>\$ -</b>
<b>Interdepartmental</b>					
810010	Interdept Charges Print Copy	\$ 518	\$ 593	\$ 593	\$ 157
810020	Interdept Charges Telephone	4,165	2,873	2,873	2,873
810030	Interdept Charges Fleet	9,505	4,178	4,178	4,179
810040	Interdept Charges Computer	8,595	7,335	7,335	6,861
810050	Interdept Charg Risk Mgmt	8,464	8,158	8,158	8,960
<b>Subtotal for Interdepartmental</b>		<b>\$ 31,248</b>	<b>\$ 23,137</b>	<b>\$ 23,137</b>	<b>\$ 23,031</b>
<b>Total Expense</b>		<b>\$ 1,197,157</b>	<b>\$ 1,347,132</b>	<b>\$ 1,148,771</b>	<b>\$ 1,399,962</b>
<b>Total Additions to (Uses of) Fund Balance</b>		<b>\$ (1,087,730)</b>	<b>\$ (1,272,132)</b>	<b>\$ (1,056,771)</b>	<b>\$ (1,324,962)</b>

## 2024 Approved Budget

### 10150000 - Sheriff

Object	Description	2022 Actual	2023 Revised Budget	2023 Estimated	2024 Approved
<b>REVENUE:</b>					
410000	Federal Grants	\$ 130,300	\$ -	\$ -	\$ -
415000	State Grants	46,183	49,500	13,109	17,298
430050	Service Fees	305,138	304,688	304,688	422,500
432048	Service Fees	6,113,390	7,593,842	7,149,626	7,253,122
435000	Sheriff Service Fees	80,747	62,000	64,335	64,000
435010	Overtime Reimbursement	148,528	122,000	125,000	125,000
435020	Witness Fees	2,152	2,000	2,100	2,000
490500	Donations	7,000	-	2,063	2,000
496000	Sale Of Fixed Assets	2,000	-	-	-
<b>Total Revenue</b>		<b>\$ 6,835,438</b>	<b>\$ 8,134,030</b>	<b>\$ 7,660,921</b>	<b>\$ 7,885,920</b>
<b>EXPENSE:</b>					
<b>Salaries and Wages</b>					
510000	Salaries And Wages	\$ 4,923,195	\$ 6,193,664	\$ 5,393,900	\$ 5,830,461
510005	Overtime	372,914	337,492	524,750	-
510500	Employee Incentives	26,190	87,300	119,077	54,500
520001	Health/Dental Insurance	864,142	1,122,796	830,019	1,344,852
520005	Disability	21,660	26,766	20,042	27,609
520010	Retirement	1,495,289	1,892,235	1,382,881	1,890,800
520015	FICA	390,924	446,608	378,357	446,030
520020	Termination Pool	170,778	187,647	163,391	159,317
520025	Workers Comp	73,036	80,293	69,817	80,107
<b>Subtotal for Salaries and Wages</b>		<b>\$ 8,338,128</b>	<b>\$ 10,374,801</b>	<b>\$ 8,882,234</b>	<b>\$ 9,833,676</b>
<b>Training &amp; Travel</b>					
550000	Training/Travel	\$ 107,865	\$ 110,000	\$ 104,438	\$ 100,000
550005	Mileage Reimbursement	(199)	-	-	-
550010	Transportation	3,039	-	481	-
550015	Lodging	8,774	-	2,209	-
550020	Per Diem	5,986	-	2,872	-
<b>Subtotal for Training &amp; Travel</b>		<b>\$ 125,464</b>	<b>\$ 110,000</b>	<b>\$ 110,000</b>	<b>\$ 100,000</b>
<b>Current Expense</b>					
555000	Meals/Entertainment	\$ 7,728	\$ 4,500	\$ 2,500	\$ 2,500
610100	Reimbursable Sales Tax	1,798	-	500	-
620000	Office Expense/Supplies	47,417	43,000	16,050	20,000
621000	Subscriptions	7,935	16,500	16,350	28,481

## 2024 Approved Budget (Continued)

### 10150000 - Sheriff

Object	Description	2022 Actual	2023 Revised Budget	2023 Estimated	2024 Approved
625000	Equipment Maintenance	622,571	521,522	248,250	455,151
625200	Fuel Expense	-	-	265,000	265,000
625300	Software Maint	75,902	63,360	73,685	90,262
628000	Telephone	68,270	66,697	67,000	67,250
630000	Special Projects	4,962	8,400	100	-
636500	Search/Rescue	30,221	35,000	35,000	30,000
640000	Special Supplies	78,569	70,000	56,300	28,900
640022	Quartermaster	88,466	175,175	175,175	135,757
640028	K9	9,549	10,500	8,500	8,500
640030	Motors	7,798	10,100	10,100	7,500
645000	Special Investigation	4,172	2,500	6,300	2,500
654000	Service Fees	253,168	224,281	311,500	325,000
670000	Contracted Services	139,993	112,074	71,299	103,919
<b>Subtotal for Current Expense</b>		<b>\$ 1,448,520</b>	<b>\$ 1,363,609</b>	<b>\$ 1,363,609</b>	<b>\$ 1,570,720</b>
<b>Debt and Equipment</b>					
763000	Software	\$ 19,000	\$ 35,000	\$ 35,000	\$ -
764000	Capital Equipment	401,473	312,748	312,748	73,051
765000	Controlled Assets	97,193	57,481	57,481	40,713
<b>Subtotal for Debt and Equipment</b>		<b>\$ 517,666</b>	<b>\$ 405,229</b>	<b>\$ 405,229</b>	<b>\$ 113,764</b>
<b>Interdepartmental</b>					
810000	Interdept Charges	\$ -	\$ -	\$ -	\$ 150,616
810010	Interdept Charges Print Copy	11,466	8,713	8,713	11,740
810020	Interdept Charges Telephone	41,084	35,316	35,316	34,120
810030	Interdept Charges Fleet	706,110	644,389	644,389	543,481
810040	Interdept Charges Computer	63,840	59,499	59,499	70,469
810050	Interdept Chrg Risk Mgmt	254,817	223,288	223,288	238,476
840000	Intrafund Transfers	711,119	674,915	675,000	675,000
<b>Subtotal for Interdepartmental</b>		<b>\$ 1,788,435</b>	<b>\$ 1,646,118</b>	<b>\$ 1,646,203</b>	<b>\$ 1,723,902</b>
<b>Total Expense</b>		<b>\$ 12,218,213</b>	<b>\$ 13,899,758</b>	<b>\$ 12,407,276</b>	<b>\$ 13,342,061</b>
<b>Total Additions to (Uses of) Fund Balance</b>		<b>\$ (5,382,775)</b>	<b>\$ (5,765,729)</b>	<b>\$ (4,746,355)</b>	<b>\$ (5,456,141)</b>

## 2024 Approved Budget

### 10151000 - Jail

Object	Description	2022 Actual	2023 Revised Budget	2023 Estimated	2024 Approved
<b>REVENUE:</b>					
410000	Federal Grants	\$ 57,485	\$ 722,603	\$ 390,875	\$ 438,375
415000	State Grants	-	45,000	60,000	-
415020	State Liquor Fund Allotment	264,568	235,000	235,000	235,000
416000	Grants From Local Units	36,499	71,704	51,000	-
431500	Misc Charges Revenue	34,484	30,000	76,875	80,000
431502	Phone Revenue	527,222	558,000	477,775	475,000
431504	Restitutions	5,400	5,100	2,200	2,200
431506	Medical Copayments	38,780	41,400	33,675	35,000
431508	Inmate Charges	10,104	8,820	11,175	11,200
431510	Bail Bond Fees	5,515	4,980	7,300	7,300
431512	Social Security	17,400	12,600	58,400	50,000
431514	Federal Transport Reimb	198,947	210,000	187,275	190,000
431518	Indigent	1,109	1,080	1,050	1,050
435015	District Court Bailiff Fees	312,600	312,600	326,060	342,120
435020	Witness Fees	-	-	200	200
435025	District Court Security	212,886	212,886	218,097	232,980
435030	Juvenile Court Security	212,886	212,886	222,940	232,980
435535	Jail Witness Fees	37	111	-	-
435540	Jail Transport Fees	6,084	5,700	25,000	15,000
435545	Jail Service Charges	1,332,650	1,500,000	1,500,000	1,500,000
435550	Jail Work Release	50,990	51,600	54,500	54,500
435560	Jail Federal Inmates	5,183,183	4,440,000	3,300,000	3,300,000
443000	Dna Testing Fees	8,021	7,200	8,500	8,500
445010	Other Fines	346,137	318,000	280,000	280,000
450025	Commissary Revenues	324,407	272,400	326,000	325,000
490000	Miscellaneous Revenue	4,086	2,580	4,500	4,500
495700	Intrafund Transfers	711,119	674,915	675,000	675,000
<b>Total Revenue</b>		<b>\$ 9,902,600</b>	<b>\$ 9,957,165</b>	<b>\$ 8,533,397</b>	<b>\$ 8,495,905</b>
<b>EXPENSE:</b>					
<b>Salaries and Wages</b>					
510000	Salaries And Wages	\$ 14,120,422	\$ 17,779,546	\$ 15,458,689	\$ 17,050,870
510005	Overtime	967,779	307,473	767,484	-
510500	Employee Incentives	17,704	135,000	263,441	100,000
520001	Health/Dental Insurance	2,632,428	3,441,413	2,351,407	3,779,452
520005	Disability	63,863	76,793	58,475	77,652

## 2024 Approved Budget (Continued)

### 10151000 - Jail

Object	Description	2022 Actual	2023 Revised Budget	2023 Estimated	2024 Approved
520010	Retirement	3,940,713	4,870,901	3,594,454	4,887,962
520015	FICA	1,109,526	1,289,908	1,078,197	1,304,392
520020	Termination Pool	482,807	536,484	459,379	456,432
520025	Workers Comp	192,640	217,208	184,244	217,198
<b>Subtotal for Salaries and Wages</b>		<b>\$ 23,527,882</b>	<b>\$ 28,654,727</b>	<b>\$ 24,215,771</b>	<b>\$ 27,873,957</b>
<b>Training &amp; Travel</b>					
550000	Training/Travel	\$ 89,935	\$ 88,932	\$ 81,417	\$ 89,462
550005	Mileage Reimbursement	259	-	-	-
550010	Transportation	1,732	800	800	-
550015	Lodging	8,918	-	3,940	-
550020	Per Diem	7,091	-	2,775	-
<b>Subtotal for Training &amp; Travel</b>		<b>\$ 107,935</b>	<b>\$ 89,732</b>	<b>\$ 88,932</b>	<b>\$ 89,462</b>
<b>Current Expense</b>					
555000	Meals/Entertainment	\$ 22,392	\$ 15,000	\$ 20,500	\$ 20,000
610100	Reimbursable Sales Tax	544	-	-	-
620000	Office Expense/Supplies	42,114	25,784	48,050	39,550
621000	Subscriptions	22,815	24,100	38,000	34,500
624100	Public Relations	118,442	120,000	120,000	-
624205	Bank Charges	1,533	1,200	3,000	3,000
625000	Equipment Maintenance	107,388	98,151	83,400	77,500
625200	Fuel Expense	-	-	42,000	42,000
625300	Software Maint	1,845	13,200	22,916	42,800
626000	Building Maintenance	710,084	736,202	736,200	735,000
627000	Utilities	507,455	510,000	535,400	510,000
628000	Telephone	359	1,800	6,500	8,300
630000	Special Projects	-	66,772	66,772	-
640000	Special Supplies	44,004	43,000	64,225	45,000
640002	Jail Culinary	1,025,588	1,014,000	1,144,000	1,144,000
640004	Jail Inmate Clothing	42,450	60,000	60,000	60,000
640006	Jail Indigent	9,326	11,000	11,000	11,000
640008	Jail Intake	64,018	90,000	55,000	55,000
640010	Jail Cleaning Supplies	111,292	130,800	130,800	130,800
640012	Jail Housing/Housekeeping	123,902	64,800	103,600	64,800
640014	Jail Miscellaneous	53,131	32,300	32,300	22,100
640022	Quartermaster	134,655	144,799	170,000	196,715
646000	Medical Supplies	10,837	10,500	26,000	20,500

## 2024 Approved Budget (Continued)

### 10151000 - Jail

Object	Description	2022 Actual	2023 Revised Budget	2023 Estimated	2024 Approved
654000	Service Fees	238,718	210,180	210,780	210,180
660000	Rent	-	17,350	-	-
670000	Contracted Services	3,689,472	4,277,417	4,164,590	4,335,401
673000	Hospital Services	279,610	132,000	132,000	132,000
675000	Medical Services	222,491	156,000	156,000	156,000
699000	Sundry	3,952	-	-	-
<b>Subtotal for Current Expense</b>		<b>\$ 7,588,416</b>	<b>\$ 8,006,355</b>	<b>\$ 8,183,033</b>	<b>\$ 8,096,146</b>
<b>Debt and Equipment</b>					
761200	Building Improvements	\$ 474,530	\$ 1,619,256	\$ 1,619,256	\$ 259,000
763000	Software	43,681	-	-	-
764000	Capital Equipment	51,961	356,800	356,800	271,830
765000	Controlled Assets	281,949	71,850	80,668	-
<b>Subtotal for Debt and Equipment</b>		<b>\$ 852,121</b>	<b>\$ 2,047,907</b>	<b>\$ 2,056,725</b>	<b>\$ 530,830</b>
<b>Interdepartmental</b>					
810010	Interdept Charges Print Copy	\$ 7,377	\$ 9,653	\$ 9,653	\$ 7,105
810020	Interdept Charges Telephone	52,483	35,910	35,910	40,585
810030	Interdept Charges Fleet	94,195	128,580	128,580	58,579
810040	Interdept Charges Computer	32,385	39,339	39,339	29,758
810050	Interdept Charg Risk Mgmt	622,995	601,654	601,654	674,536
<b>Subtotal for Interdepartmental</b>		<b>\$ 809,436</b>	<b>\$ 815,136</b>	<b>\$ 815,136</b>	<b>\$ 810,563</b>
<b>Total Expense</b>		<b>\$ 32,885,790</b>	<b>\$ 39,613,856</b>	<b>\$ 35,359,596</b>	<b>\$ 37,400,958</b>
<b>Total Additions to (Uses of) Fund Balance</b>		<b>\$ (22,983,190)</b>	<b>\$ (29,656,691)</b>	<b>\$ (26,826,199)</b>	<b>\$ (28,905,053)</b>

## 2024 Approved Budget

### 10152000 - Homeland Security

Object	Description	2022 Actual	2023 Revised Budget	2023 Estimated	2024 Approved
<b>REVENUE:</b>					
415000	State Grants	\$ 283,085	\$ 496,148	\$ 365,000	\$ 279,600
<b>Total Revenue</b>		<b>\$ 283,085</b>	<b>\$ 496,148</b>	<b>\$ 365,000</b>	<b>\$ 279,600</b>
<b>EXPENSE:</b>					
<b>Salaries and Wages</b>					
510000	Salaries And Wages	\$ 186,795	\$ 215,616	\$ 214,820	\$ 259,372
510005	Overtime	2,739	5,000	3,000	3,000
520001	Health/Dental Insurance	8,461	13,460	6,792	24,943
520005	Disability	912	933	837	1,297
520010	Retirement	36,571	37,251	33,416	51,797
520015	FICA	14,320	15,991	13,953	19,842
520020	Termination Pool	5,925	6,062	5,438	7,133
520025	Workers Comp	2,524	2,611	2,339	2,883
<b>Subtotal for Salaries and Wages</b>		<b>\$ 258,246</b>	<b>\$ 296,923</b>	<b>\$ 280,597</b>	<b>\$ 370,266</b>
<b>Training &amp; Travel</b>					
550000	Training/Travel	\$ 1,978	\$ 15,000	\$ 14,765	\$ 5,000
550015	Lodging	560	-	-	-
550020	Per Diem	518	-	235	-
<b>Subtotal for Training &amp; Travel</b>		<b>\$ 3,056</b>	<b>\$ 15,000</b>	<b>\$ 15,000</b>	<b>\$ 5,000</b>
<b>Current Expense</b>					
555000	Meals/Entertainment	\$ 652	\$ 1,000	\$ 6,425	\$ 1,000
610100	Reimbursable Sales Tax	327	-	460	-
620000	Office Expense/Supplies	1,276	1,500	1,300	1,500
625000	Equipment Maintenance	8,857	15,300	10,225	10,300
625200	Fuel Expense	-	-	5,075	5,000
628000	Telephone	6,685	6,400	5,500	5,500
640000	Special Supplies	34,782	285,948	331,395	82,400
640022	Quartermaster	100	900	250	900
654000	Service Fees	164,657	128,200	107,375	115,200
670100	Pass Through Grant Pmt	-	-	42,995	-
<b>Subtotal for Current Expense</b>		<b>\$ 217,336</b>	<b>\$ 439,248</b>	<b>\$ 511,000</b>	<b>\$ 221,800</b>
<b>Debt and Equipment</b>					
763000	Software	\$ -	\$ -	\$ 4,956	\$ -
764000	Capital Equipment	-	40,000	40,000	50,000
765000	Controlled Assets	78,611	82,000	82,000	82,000
<b>Subtotal for Debt and Equipment</b>		<b>\$ 78,611</b>	<b>\$ 122,000</b>	<b>\$ 126,956</b>	<b>\$ 132,000</b>



## 2024 Approved Budget (Continued)

### 10152000 - Homeland Security

Object	Description	2022 Actual	2023 Revised Budget	2023 Estimated	2024 Approved
<b>Interdepartmental</b>					
810010	Interdept Charges Print Copy	\$ 404	\$ 295	\$ 295	\$ -
810020	Interdept Charges Telephone	4,215	718	718	718
810030	Interdept Charges Fleet	281	450	450	450
810040	Interdept Charges Computer	12,606	12,606	12,606	13,157
810050	Interdept Charg Risk Mgmt	2,145	2,075	2,075	2,038
<b>Subtotal for Interdepartmental</b>		<b>\$ 19,651</b>	<b>\$ 16,145</b>	<b>\$ 16,145</b>	<b>\$ 16,363</b>
<b>Total Expense</b>		<b>\$ 576,900</b>	<b>\$ 889,316</b>	<b>\$ 949,697</b>	<b>\$ 745,429</b>
<b>Total Additions to (Uses of) Fund Balance</b>		<b>\$ (293,815)</b>	<b>\$ (393,168)</b>	<b>\$ (584,697)</b>	<b>\$ (465,829)</b>

## 2024 Approved Budget 10160000 - Treasurer

Object	Description	2022 Actual	2023 Revised Budget	2023 Estimated	2024 Approved
<b>REVENUE:</b>					
431000	Treasurer Fees	\$ 88	\$ 200	\$ 1,500	\$ 1,000
<b>Total Revenue</b>		<b>\$ 88</b>	<b>\$ 200</b>	<b>\$ 1,500</b>	<b>\$ 1,000</b>
<b>EXPENSE:</b>					
<b>Salaries and Wages</b>					
510000	Salaries And Wages	\$ 430,948	\$ 502,986	\$ 475,796	\$ 566,129
510001	Auto Allowance	7,221	-	729	-
510005	Overtime	-	-	-	26,025
520001	Health/Dental Insurance	44,055	49,395	41,268	66,067
520005	Disability	2,175	2,343	1,989	2,657
520010	Retirement	84,748	91,535	77,532	102,007
520015	FICA	32,578	37,314	29,781	43,309
520020	Termination Pool	14,194	15,232	12,932	14,613
520025	Workers Comp	2,169	2,559	1,971	2,553
<b>Subtotal for Salaries and Wages</b>		<b>\$ 618,089</b>	<b>\$ 701,364</b>	<b>\$ 641,999</b>	<b>\$ 823,360</b>
<b>Training &amp; Travel</b>					
550000	Training/Travel	\$ 2,814	\$ 6,000	\$ 3,200	\$ 4,500
550015	Lodging	-	-	1,500	-
550020	Per Diem	128	-	-	-
<b>Subtotal for Training &amp; Travel</b>		<b>\$ 2,942</b>	<b>\$ 6,000</b>	<b>\$ 4,700</b>	<b>\$ 4,500</b>
<b>Current Expense</b>					
555000	Meals/Entertainment	\$ 305	\$ 250	\$ 250	\$ 250
610100	Reimbursable Sales Tax	129	-	-	-
620000	Office Expense/Supplies	3,595	8,765	8,765	6,765
620010	Postage	50,507	45,200	49,000	51,500
621000	Subscriptions	855	1,615	1,615	1,615
622000	Publications	14,533	19,000	15,200	16,200
625000	Equipment Maintenance	-	450	450	450
635000	Special Services	7,246	5,450	5,450	5,450
<b>Subtotal for Current Expense</b>		<b>\$ 77,170</b>	<b>\$ 80,730</b>	<b>\$ 80,730</b>	<b>\$ 82,230</b>
<b>Interdepartmental</b>					
810010	Interdept Charges Print Copy	\$ 2,709	\$ 2,505	\$ 2,505	\$ 2,425
810020	Interdept Charges Telephone	4,605	4,309	4,309	3,592
810030	Interdept Charges Fleet	291	-	-	310
810040	Interdept Charges Computer	2,670	2,670	2,670	2,585
810050	Interdept Charg Risk Mgmt	4,960	4,649	4,649	5,400

## 2024 Approved Budget (Continued)

10160000 - Treasurer

Object	Description	2022 Actual	2023 Revised Budget	2023 Estimated	2024 Approved
<b>Subtotal for Interdepartmental</b>		\$ 15,235	\$ 14,133	\$ 14,133	\$ 14,312
<b>Total Expense</b>		\$ 713,435	\$ 802,227	\$ 741,561	\$ 924,402
<b>Total Additions to (Uses of) Fund Balance</b>		\$ (713,348)	\$ (802,027)	\$ (740,061)	\$ (923,402)

## 2024 Approved Budget

### 10205000 - Purchasing

Object	Description	2022 Actual	2023 Revised Budget	2023 Estimated	2024 Approved
<b>EXPENSE:</b>					
<b>Salaries and Wages</b>					
510000	Salaries And Wages	\$ 154,435	\$ 164,830	\$ 166,798	\$ 174,965
520001	Health/Dental Insurance	33,698	38,144	31,644	42,725
520005	Disability	772	799	698	875
520010	Retirement	28,399	29,065	25,381	31,826
520015	FICA	11,101	12,224	9,995	13,385
520020	Termination Pool	5,019	5,193	4,535	4,812
520025	Workers Comp	124	128	112	140
<b>Subtotal for Salaries and Wages</b>		<b>\$ 233,547</b>	<b>\$ 250,382</b>	<b>\$ 239,163</b>	<b>\$ 268,728</b>
<b>Training &amp; Travel</b>					
550000	Training/Travel	\$ -	\$ 1,500	\$ -	\$ 400
550010	Transportation	-	500	-	100
<b>Subtotal for Training &amp; Travel</b>		<b>\$ -</b>	<b>\$ 2,000</b>	<b>\$ -</b>	<b>\$ 500</b>
<b>Current Expense</b>					
555000	Meals/Entertainment	\$ 66	\$ 150	\$ 150	\$ 150
610100	Reimbursable Sales Tax	4	-	-	-
620000	Office Expense/Supplies	573	575	575	575
621000	Subscriptions	1,299	2,000	1,500	1,500
<b>Subtotal for Current Expense</b>		<b>\$ 1,942</b>	<b>\$ 2,725</b>	<b>\$ 2,225</b>	<b>\$ 2,225</b>
<b>Interdepartmental</b>					
810010	Interdept Charges Print Copy	\$ 13	\$ 16	\$ 16	\$ 5
810020	Interdept Charges Telephone	1,237	1,436	1,436	1,077
810030	Interdept Charges Fleet	33	31	31	20
810040	Interdept Charges Computer	1,292	1,292	1,292	1,334
810050	Interdept Charg Risk Mgmt	1,758	1,439	1,439	1,813
<b>Subtotal for Interdepartmental</b>		<b>\$ 4,333</b>	<b>\$ 4,215</b>	<b>\$ 4,215</b>	<b>\$ 4,249</b>
<b>Total Expense</b>		<b>\$ 239,822</b>	<b>\$ 259,322</b>	<b>\$ 245,603</b>	<b>\$ 275,702</b>
<b>Total Additions to (Uses of) Fund Balance</b>		<b>\$ (239,822)</b>	<b>\$ (259,322)</b>	<b>\$ (245,603)</b>	<b>\$ (275,702)</b>

## 2024 Approved Budget

### 10215000 - Human Resources

Object	Description	2022 Actual	2023 Revised Budget	2023 Estimated	2024 Approved
<b>REVENUE:</b>					
430050	Service Fees	\$ 1,586	\$ -	\$ -	\$ -
491000	Sundry Revenue	15,719	-	-	-
<b>Total Revenue</b>		<b>\$ 17,305</b>	<b>\$ -</b>	<b>\$ -</b>	<b>\$ -</b>
<b>EXPENSE:</b>					
<b>Salaries and Wages</b>					
510000	Salaries And Wages	\$ 504,355	\$ 574,757	\$ 553,198	\$ 585,464
510001	Auto Allowance	7,221	-	729	-
510005	Overtime	797	-	-	-
510500	Employee Incentives	12,684	-	2,888	-
520001	Health/Dental Insurance	59,512	67,088	56,116	76,970
520005	Disability	2,515	2,695	2,314	2,823
520010	Retirement	91,833	98,126	84,178	102,686
520015	FICA	37,281	42,677	33,686	44,788
520020	Termination Pool	16,407	17,524	15,040	15,524
520025	Workers Comp	3,323	3,730	2,941	3,538
<b>Subtotal for Salaries and Wages</b>		<b>\$ 735,928</b>	<b>\$ 806,598</b>	<b>\$ 751,090</b>	<b>\$ 831,794</b>
<b>Training &amp; Travel</b>					
550000	Training/Travel	\$ 3,575	\$ 12,200	\$ 12,200	\$ 12,200
550005	Mileage Reimbursement	46	-	-	-
550010	Transportation	358	-	185	-
550015	Lodging	971	-	-	-
550020	Per Diem	379	-	-	-
<b>Subtotal for Training &amp; Travel</b>		<b>\$ 5,329</b>	<b>\$ 12,200</b>	<b>\$ 12,385</b>	<b>\$ 12,200</b>
<b>Current Expense</b>					
555000	Meals/Entertainment	\$ 1,683	\$ 1,080	\$ 1,080	\$ 1,080
610100	Reimbursable Sales Tax	573	-	158	-
620000	Office Expense/Supplies	6,674	10,320	10,320	10,320
621000	Subscriptions	2,527	1,370	1,370	1,370
622000	Publications	10,249	17,000	17,000	17,000
624100	Public Relations	5,376	5,000	5,000	-
625000	Equipment Maintenance	144	2,700	2,700	-
625300	Software Maint	93,033	109,502	109,502	145,350
630000	Special Projects	17,846	25,502	25,502	25,502
640000	Special Supplies	12,621	53,095	53,095	38,095
655000	Board Expenses	-	1,200	1,200	1,200

## 2024 Approved Budget (Continued)

### 10215000 - Human Resources

Object	Description	2022 Actual	2023 Revised Budget	2023 Estimated	2024 Approved
670000	Contracted Services	40,591	30,192	30,192	45,192
699000	Sundry	18,859	16,500	16,500	24,200
<b>Subtotal for Current Expense</b>		<b>\$ 210,178</b>	<b>\$ 273,461</b>	<b>\$ 273,619</b>	<b>\$ 309,309</b>
<b>Interdepartmental</b>					
810010	Interdept Charges Print Copy	\$ 667	\$ 854	\$ 854	\$ 861
810020	Interdept Charges Telephone	4,153	3,950	3,950	3,232
810030	Interdept Charges Fleet	313	408	408	30
810040	Interdept Charges Computer	3,012	3,781	3,781	3,235
810050	Interdept Charg Risk Mgmt	5,945	5,905	5,905	8,543
<b>Subtotal for Interdepartmental</b>		<b>\$ 14,088</b>	<b>\$ 14,898</b>	<b>\$ 14,898</b>	<b>\$ 15,901</b>
<b>Total Expense</b>		<b>\$ 965,523</b>	<b>\$ 1,107,157</b>	<b>\$ 1,051,992</b>	<b>\$ 1,169,204</b>
<b>Total Additions to (Uses of) Fund Balance</b>		<b>\$ (948,218)</b>	<b>\$ (1,107,157)</b>	<b>\$ (1,051,992)</b>	<b>\$ (1,169,204)</b>

## 2024 Approved Budget

### 10220000 - Information Technology

Object	Description	2022 Actual	2023 Revised Budget	2023 Estimated	2024 Approved
<b>REVENUE:</b>					
432010	Data Processing Fees	\$ 1,150	\$ 1,500	\$ 1,500	\$ 1,500
432012	Data Processing Fees Health	50,000	50,000	50,000	50,000
432014	DP Maint Fees	271,880	280,497	280,497	340,707
432030	Telephone Charges	517,103	522,647	522,647	391,536
491000	Sundry Revenue	1,590	-	-	-
<b>Total Revenue</b>		<b>\$ 841,722</b>	<b>\$ 854,644</b>	<b>\$ 854,644</b>	<b>\$ 783,743</b>
<b>EXPENSE:</b>					
<b>Salaries and Wages</b>					
510000	Salaries And Wages	\$ 1,401,080	\$ 1,636,556	\$ 1,565,356	\$ 1,786,901
510001	Auto Allowance	4,814	-	486	-
510005	Overtime	323	-	-	-
520001	Health/Dental Insurance	186,602	247,116	177,393	261,712
520005	Disability	6,966	8,151	6,500	8,847
520010	Retirement	272,430	314,320	251,536	341,327
520015	FICA	101,631	126,012	95,474	136,698
520020	Termination Pool	45,320	52,981	42,249	48,657
520025	Workers Comp	2,381	3,590	2,157	2,930
<b>Subtotal for Salaries and Wages</b>		<b>\$ 2,021,548</b>	<b>\$ 2,388,726</b>	<b>\$ 2,141,150</b>	<b>\$ 2,587,073</b>
<b>Training &amp; Travel</b>					
550000	Training/Travel	\$ 20,654	\$ 22,000	\$ 22,000	\$ 17,000
550010	Transportation	200	1,000	1,000	1,000
550015	Lodging	595	3,000	3,000	3,000
<b>Subtotal for Training &amp; Travel</b>		<b>\$ 21,450</b>	<b>\$ 26,000</b>	<b>\$ 26,000</b>	<b>\$ 21,000</b>
<b>Current Expense</b>					
555000	Meals/Entertainment	\$ 122	\$ 500	\$ 500	\$ 500
610100	Reimbursable Sales Tax	428	-	375	-
620000	Office Expense/Supplies	2,650	6,000	6,000	4,000
625000	Equipment Maintenance	141,399	133,064	133,064	133,064
625200	Fuel Expense	-	-	1,863	-
625300	Software Maint	245,850	293,000	311,934	450,000
626000	Building Maintenance	-	1,500	1,500	1,000
628000	Telephone	40,845	47,033	47,033	40,033
628600	Telephone	311,597	286,994	286,994	266,994
670000	Contracted Services	164,642	67,870	67,870	67,870
699000	Sundry	1,953	1,006	1,006	1,006

## 2024 Approved Budget (Continued)

### 10220000 - Information Technology

Object	Description	2022 Actual	2023 Revised Budget	2023 Estimated	2024 Approved
<b>Subtotal for Current Expense</b>		<b>\$ 909,487</b>	<b>\$ 836,967</b>	<b>\$ 858,139</b>	<b>\$ 964,467</b>
<b>Debt and Equipment</b>					
763000	Software	\$ 88,661	\$ 207,091	\$ 207,091	\$ 273,591
764000	Capital Equipment	315,654	340,742	340,742	330,742
765000	Controlled Assets	2,116	19,800	19,800	7,800
<b>Subtotal for Debt and Equipment</b>		<b>\$ 406,432</b>	<b>\$ 567,633</b>	<b>\$ 567,633</b>	<b>\$ 612,133</b>
<b>Interdepartmental</b>					
810010	Interdept Charges Print Copy	\$ (2,856)	\$ 1,851	\$ 1,851	\$ 8,449
810020	Interdept Charges Telephone	7,759	7,541	7,541	7,542
810030	Interdept Charges Fleet	4,471	594	594	510
810040	Interdept Charges Computer	8,465	12,018	12,018	6,846
810050	Interdept Charg Risk Mgmt	13,212	12,049	12,049	13,625
<b>Subtotal for Interdepartmental</b>		<b>\$ 31,050</b>	<b>\$ 34,053</b>	<b>\$ 34,053</b>	<b>\$ 36,972</b>
<b>Total Expense</b>		<b>\$ 3,389,966</b>	<b>\$ 3,853,379</b>	<b>\$ 3,626,975</b>	<b>\$ 4,221,645</b>
<b>Total Additions to (Uses of) Fund Balance</b>		<b>\$ (2,548,244)</b>	<b>\$ (2,998,735)</b>	<b>\$ (2,772,331)</b>	<b>\$ (3,437,902)</b>



## 2024 Approved Budget

### 10225000 - GIS

Object	Description	2022 Actual	2023 Revised Budget	2023 Estimated	2024 Approved
<b>REVENUE:</b>					
432026	Gis Service Fees	\$ -	\$ 250	\$ -	\$ -
<b>Total Revenue</b>		<b>\$ -</b>	<b>\$ 250</b>	<b>\$ -</b>	<b>\$ -</b>
<b>EXPENSE:</b>					
<b>Salaries and Wages</b>					
510000	Salaries And Wages	\$ 342,867	\$ 368,579	\$ 368,210	\$ 391,109
520001	Health/Dental Insurance	52,391	61,384	48,766	84,393
520005	Disability	1,714	1,786	1,540	1,956
520010	Retirement	66,710	71,328	59,997	78,105
520015	FICA	24,847	27,324	22,294	29,920
520020	Termination Pool	11,143	11,608	10,011	10,756
520025	Workers Comp	274	286	246	313
<b>Subtotal for Salaries and Wages</b>		<b>\$ 499,946</b>	<b>\$ 542,295</b>	<b>\$ 511,065</b>	<b>\$ 596,551</b>
<b>Training &amp; Travel</b>					
550000	Training/Travel	\$ 675	\$ 1,600	\$ 1,600	\$ 1,600
550010	Transportation	-	700	700	700
550015	Lodging	477	2,800	3,716	2,800
550020	Per Diem	78	600	600	600
<b>Subtotal for Training &amp; Travel</b>		<b>\$ 1,230</b>	<b>\$ 5,700</b>	<b>\$ 6,616</b>	<b>\$ 5,700</b>
<b>Current Expense</b>					
610100	Reimbursable Sales Tax	\$ 80	\$ -	\$ -	\$ -
620000	Office Expense/Supplies	318	766	766	766
625000	Equipment Maintenance	-	500	500	500
625300	Software Maint	27,551	27,510	28,612	47,417
640000	Special Supplies	2,343	1,500	1,500	1,500
<b>Subtotal for Current Expense</b>		<b>\$ 30,292</b>	<b>\$ 30,276</b>	<b>\$ 31,378</b>	<b>\$ 50,183</b>
<b>Debt and Equipment</b>					
763000	Software	\$ 3,738	\$ 7,900	\$ 7,900	\$ -
<b>Subtotal for Debt and Equipment</b>		<b>\$ 3,738</b>	<b>\$ 7,900</b>	<b>\$ 7,900</b>	<b>\$ -</b>
<b>Interdepartmental</b>					
810020	Interdept Charges Telephone	\$ 1,431	\$ 1,436	\$ 1,436	\$ 1,437
810030	Interdept Charges Fleet	264	352	352	-
810040	Interdept Charges Computer	1,707	3,078	3,078	3,492

## 2024 Approved Budget (Continued)

### 10225000 - GIS

Object	Description	2022 Actual	2023 Revised Budget	2023 Estimated	2024 Approved
810050	Interdept Charg Risk Mgmt	2,371	2,282	2,282	2,812
<b>Subtotal for Interdepartmental</b>		<b>\$ 5,773</b>	<b>\$ 7,149</b>	<b>\$ 7,149</b>	<b>\$ 7,741</b>
<b>Total Expense</b>		<b>\$ 540,978</b>	<b>\$ 593,320</b>	<b>\$ 564,108</b>	<b>\$ 660,175</b>
<b>Total Additions to (Uses of) Fund Balance</b>		<b>\$ (540,978)</b>	<b>\$ (593,070)</b>	<b>\$ (564,108)</b>	<b>\$ (660,175)</b>

## 2024 Approved Budget

### 10230000 - Internal Audit

Object	Description	2022 Actual	2023 Revised Budget	2023 Estimated	2024 Approved
<b>EXPENSE:</b>					
<b>Salaries and Wages</b>					
510000	Salaries And Wages	\$ 83,180	\$ 89,218	\$ 67,263	\$ 97,760
520001	Health/Dental Insurance	677	579	362	21,363
520005	Disability	416	432	281	489
520010	Retirement	15,251	15,728	10,235	17,783
520015	FICA	6,362	6,615	4,342	7,479
520020	Termination Pool	2,705	2,810	1,829	2,688
520025	Workers Comp	1,157	1,202	782	1,359
<b>Subtotal for Salaries and Wages</b>		<b>\$ 109,747</b>	<b>\$ 116,584</b>	<b>\$ 85,094</b>	<b>\$ 148,920</b>
<b>Training &amp; Travel</b>					
550000	Training/Travel	\$ -	\$ 1,650	\$ 1,650	\$ 1,650
<b>Subtotal for Training &amp; Travel</b>		<b>\$ -</b>	<b>\$ 1,650</b>	<b>\$ 1,650</b>	<b>\$ 1,650</b>
<b>Current Expense</b>					
620000	Office Expense/Supplies	\$ -	\$ 250	\$ 250	\$ 250
<b>Subtotal for Current Expense</b>		<b>\$ -</b>	<b>\$ 250</b>	<b>\$ 250</b>	<b>\$ 250</b>
<b>Interdepartmental</b>					
810020	Interdept Charges Telephone	\$ 358	\$ 359	\$ 359	\$ 359
810040	Interdept Charges Computer	646	646	646	667
810050	Interdept Charg Risk Mgmt	592	569	569	675
<b>Subtotal for Interdepartmental</b>		<b>\$ 1,595</b>	<b>\$ 1,574</b>	<b>\$ 1,574</b>	<b>\$ 1,701</b>
<b>Total Expense</b>		<b>\$ 111,342</b>	<b>\$ 120,058</b>	<b>\$ 88,568</b>	<b>\$ 152,521</b>
<b>Total Additions to (Uses of) Fund Balance</b>		<b>\$ (111,342)</b>	<b>\$ (120,058)</b>	<b>\$ (88,568)</b>	<b>\$ (152,521)</b>

## 2024 Approved Budget

### 10240000 - Art Council

Object	Description	2022 Actual	2023 Revised Budget	2023 Estimated	2024 Approved
<b>EXPENSE:</b>					
<b>Current Expense</b>					
630000	Special Projects	\$ -	\$ 17,500	\$ 5,000	\$ 10,000
670000	Contracted Services	5,000	-	-	-
<b>Subtotal for Current Expense</b>		<b>\$ 5,000</b>	<b>\$ 17,500</b>	<b>\$ 5,000</b>	<b>\$ 10,000</b>
<b>Total Expense</b>		<b>\$ 5,000</b>	<b>\$ 17,500</b>	<b>\$ 5,000</b>	<b>\$ 10,000</b>
<b>Total Additions to (Uses of) Fund Balance</b>		<b>\$ (5,000)</b>	<b>\$ (17,500)</b>	<b>\$ (5,000)</b>	<b>\$ (10,000)</b>

## 2024 Approved Budget

### 10300000 - Economic Development

Object	Description	2022 Actual	2023 Revised Budget	2023 Estimated	2024 Approved
<b>REVENUE:</b>					
491000	Sundry Revenue	\$ 27,500	\$ -	\$ -	\$ -
<b>Total Revenue</b>		<b>\$ 27,500</b>	<b>\$ -</b>	<b>\$ -</b>	<b>\$ -</b>
<b>EXPENSE:</b>					
<b>Salaries and Wages</b>					
510000	Salaries And Wages	\$ 99,187	\$ 118,772	\$ 118,281	\$ 162,885
510001	Auto Allowance	3,171	7,200	7,200	7,200
520001	Health/Dental Insurance	6,709	7,330	6,291	8,320
520005	Disability	496	577	495	814
520010	Retirement	18,265	20,980	17,945	29,629
520015	FICA	7,687	8,823	7,906	12,461
520020	Termination Pool	3,282	3,749	3,216	4,479
520025	Workers Comp	1,236	1,509	1,375	1,785
<b>Subtotal for Salaries and Wages</b>		<b>\$ 140,033</b>	<b>\$ 168,940</b>	<b>\$ 162,709</b>	<b>\$ 227,573</b>
<b>Training &amp; Travel</b>					
550000	Training/Travel	\$ 2,365	\$ 10,000	\$ 10,000	\$ 13,600
550005	Mileage Reimbursement	879	-	-	-
550010	Transportation	1,197	-	4	-
550015	Lodging	1,603	-	-	-
550020	Per Diem	591	-	-	-
<b>Subtotal for Training &amp; Travel</b>		<b>\$ 6,635</b>	<b>\$ 10,000</b>	<b>\$ 10,004</b>	<b>\$ 13,600</b>
<b>Current Expense</b>					
555000	Meals/Entertainment	\$ 3,732	\$ 5,000	\$ 5,000	\$ 5,000
610000	Purchasing Card	(17)	-	-	-
610100	Reimbursable Sales Tax	396	-	6	-
611000	Association Dues	25,233	31,565	31,565	31,565
620000	Office Expense/Supplies	1,895	1,900	1,900	1,900
621000	Subscriptions	1,201	1,250	1,250	1,250
624100	Public Relations	867	5,000	5,000	-
630000	Special Projects	24,500	-	500	-
635000	Special Services	1,206	7,500	7,500	1,300
636000	Marketing And Promotions	3,234	10,000	10,000	5,000
636005	Business Development	2,479	10,000	10,000	5,000
653000	Incentive Payments	10,758	11,000	14,039	15,000
670000	Contracted Services	150,000	240,000	151,438	150,000
<b>Subtotal for Current Expense</b>		<b>\$ 225,484</b>	<b>\$ 323,215</b>	<b>\$ 238,198</b>	<b>\$ 216,015</b>

## 2024 Approved Budget (Continued)

### 10300000 - Economic Development

Object	Description	2022 Actual	2023 Revised Budget	2023 Estimated	2024 Approved
<b>Interdepartmental</b>					
810010	Interdept Charges Print Copy	\$ 1,328	\$ 1,363	\$ 1,363	\$ 1,276
810020	Interdept Charges Telephone	435	359	359	359
810040	Interdept Charges Computer	646	646	646	667
810050	Interdept Charg Risk Mgmt	612	1,092	1,092	908
<b>Subtotal for Interdepartmental</b>		<b>\$ 3,020</b>	<b>\$ 3,460</b>	<b>\$ 3,460</b>	<b>\$ 3,210</b>
<b>Total Expense</b>		<b>\$ 375,172</b>	<b>\$ 505,615</b>	<b>\$ 414,371</b>	<b>\$ 460,398</b>
<b>Total Additions to (Uses of) Fund Balance</b>		<b>\$ (347,672)</b>	<b>\$ (505,615)</b>	<b>\$ (414,371)</b>	<b>\$ (460,398)</b>

## 2024 Approved Budget

### 10400000 - Operations Administration

Object	Description	2022 Actual	2023 Revised Budget	2023 Estimated	2024 Approved
<b>REVENUE:</b>					
490000	Miscellaneous Revenue	\$ 3,539	\$ 4,500	\$ 3,000	\$ 3,000
<b>Total Revenue</b>		<b>\$ 3,539</b>	<b>\$ 4,500</b>	<b>\$ 3,000</b>	<b>\$ 3,000</b>
<b>EXPENSE:</b>					
<b>Salaries and Wages</b>					
510000	Salaries And Wages	\$ 494,588	\$ 508,254	\$ 522,956	\$ 538,467
510001	Auto Allowance	6,018	-	607	-
510005	Overtime	126	-	-	-
519900	Allocated Salaries and Wages	-	10,000	18,000	20,000
520001	Health/Dental Insurance	87,952	85,450	68,227	96,805
520005	Disability	2,491	2,459	2,187	2,692
520010	Retirement	96,604	95,209	84,739	104,417
520015	FICA	36,017	37,620	32,006	41,193
520020	Termination Pool	16,237	15,983	14,218	14,808
520025	Workers Comp	4,943	5,206	4,555	5,701
<b>Subtotal for Salaries and Wages</b>		<b>\$ 744,975</b>	<b>\$ 760,180</b>	<b>\$ 747,495</b>	<b>\$ 824,083</b>
<b>Training &amp; Travel</b>					
550000	Training/Travel	\$ 5,583	\$ 16,958	\$ 10,000	\$ 10,000
<b>Subtotal for Training &amp; Travel</b>		<b>\$ 5,583</b>	<b>\$ 16,958</b>	<b>\$ 10,000</b>	<b>\$ 10,000</b>
<b>Current Expense</b>					
555000	Meals/Entertainment	\$ 939	\$ 1,000	\$ 1,000	\$ 1,000
610100	Reimbursable Sales Tax	11	-	7	-
620000	Office Expense/Supplies	2,213	2,500	2,500	2,500
625000	Equipment Maintenance	-	-	-	500
625200	Fuel Expense	-	-	-	1,000
626000	Building Maintenance	-	8,044	70	70
630000	Special Projects	-	11,880	3,000	3,000
<b>Subtotal for Current Expense</b>		<b>\$ 3,164</b>	<b>\$ 23,424</b>	<b>\$ 6,577</b>	<b>\$ 8,070</b>
<b>Debt and Equipment</b>					
765000	Controlled Assets	\$ 156	\$ -	\$ -	\$ -
<b>Subtotal for Debt and Equipment</b>		<b>\$ 156</b>	<b>\$ -</b>	<b>\$ -</b>	<b>\$ -</b>
<b>Interdepartmental</b>					
810010	Interdept Charges Print Copy	\$ 2,521	\$ 2,588	\$ 2,588	\$ 2,393
810020	Interdept Charges Telephone	5,105	5,986	5,986	4,910
810030	Interdept Charges Fleet	1,733	47	47	6,922
810040	Interdept Charges Computer	8,274	3,553	3,553	3,500

## 2024 Approved Budget (Continued)

### 10400000 - Operations Administration

Object	Description	2022 Actual	2023 Revised Budget	2023 Estimated	2024 Approved
810050	Interdept Charg Risk Mgmt	4,090	3,419	3,419	4,075
<b>Subtotal for Interdepartmental</b>		<b>\$ 21,724</b>	<b>\$ 15,593</b>	<b>\$ 15,593</b>	<b>\$ 21,801</b>
<b>Total Expense</b>		<b>\$ 775,601</b>	<b>\$ 816,156</b>	<b>\$ 779,665</b>	<b>\$ 863,953</b>
<b>Total Additions to (Uses of) Fund Balance</b>		<b>\$ (772,063)</b>	<b>\$ (811,656)</b>	<b>\$ (776,665)</b>	<b>\$ (860,953)</b>



## 2024 Approved Budget

### 10404000 - Property Management

Object	Description	2022 Actual	2023 Revised Budget	2023 Estimated	2024 Approved
<b>REVENUE:</b>					
430090	Other Services	\$ 748,059	\$ 450,000	\$ 450,000	\$ 450,000
441000	Rent Revenue	55,815	(26,000)	375,000	330,000
491000	Sundry Revenue	1,376	-	-	-
496000	Sale Of Fixed Assets	17,860	25,000	14,906	-
<b>Total Revenue</b>		<b>\$ 823,109</b>	<b>\$ 449,000</b>	<b>\$ 839,906</b>	<b>\$ 780,000</b>
<b>EXPENSE:</b>					
<b>Salaries and Wages</b>					
510000	Salaries And Wages	\$ 836,708	\$ 1,272,767	\$ 1,059,362	\$ 1,319,744
510005	Overtime	7,074	-	7,002	-
520001	Health/Dental Insurance	223,853	332,696	214,513	323,459
520005	Disability	4,219	6,178	4,473	6,599
520010	Retirement	155,254	227,663	159,891	243,277
520015	FICA	61,215	94,527	65,418	100,960
520020	Termination Pool	27,424	40,158	29,085	36,293
520025	Workers Comp	11,729	17,175	12,439	18,344
<b>Subtotal for Salaries and Wages</b>		<b>\$ 1,327,477</b>	<b>\$ 1,991,165</b>	<b>\$ 1,552,184</b>	<b>\$ 2,048,677</b>
<b>Training &amp; Travel</b>					
550000	Training/Travel	\$ 911	\$ 3,500	\$ 3,500	\$ 2,000
<b>Subtotal for Training &amp; Travel</b>		<b>\$ 911</b>	<b>\$ 3,500</b>	<b>\$ 3,500</b>	<b>\$ 2,000</b>
<b>Current Expense</b>					
555000	Meals/Entertainment	\$ 1,585	\$ 1,000	\$ 1,000	\$ 1,000
610100	Reimbursable Sales Tax	485	-	-	-
620000	Office Expense/Supplies	2,483	3,000	3,000	3,000
620010	Postage	43	-	38	-
625000	Equipment Maintenance	60,299	57,500	57,500	50,000
625200	Fuel Expense	-	-	33,313	20,000
625300	Software Maint	-	-	-	4,500
626000	Building Maintenance	261,828	274,587	274,587	283,587
627000	Utilities	160,897	204,500	204,500	185,000
628000	Telephone	2,185	2,600	2,600	2,600
630000	Special Projects	42,419	25,000	25,000	25,000
630010	Property tax	-	-	-	23,000
660000	Rent	11,830	19,800	-	-
<b>Subtotal for Current Expense</b>		<b>\$ 544,054</b>	<b>\$ 587,987</b>	<b>\$ 601,538</b>	<b>\$ 597,687</b>

## 2024 Approved Budget (Continued)

### 10404000 - Property Management

Object	Description	2022 Actual	2023 Revised Budget	2023 Estimated	2024 Approved
<b>Debt and Equipment</b>					
760000	Land	\$ 5,480	\$ -	\$ -	\$ -
761200	Building Improvements	356,139	222,942	222,942	87,500
764000	Capital Equipment	111,918	32,000	32,000	-
765000	Controlled Assets	39,409	47,500	47,500	56,000
<b>Subtotal for Debt and Equipment</b>		<b>\$ 512,946</b>	<b>\$ 302,442</b>	<b>\$ 302,442</b>	<b>\$ 143,500</b>
<b>Interdepartmental</b>					
810010	Interdept Charges Print Copy	\$ 270	\$ 270	\$ 270	\$ 270
810020	Interdept Charges Telephone	1,832	1,077	1,077	1,437
810030	Interdept Charges Fleet	52,385	63,012	63,012	51,309
810040	Interdept Charges Computer	1,719	2,432	2,432	2,357
810050	Interdept Charg Risk Mgmt	19,314	17,889	17,889	20,893
<b>Subtotal for Interdepartmental</b>		<b>\$ 75,521</b>	<b>\$ 84,681</b>	<b>\$ 84,681</b>	<b>\$ 76,266</b>
<b>Total Expense</b>		<b>\$ 2,460,909</b>	<b>\$ 2,969,774</b>	<b>\$ 2,544,345</b>	<b>\$ 2,868,129</b>
<b>Total Additions to (Uses of) Fund Balance</b>		<b>\$ (1,637,799)</b>	<b>\$ (2,520,774)</b>	<b>\$ (1,704,439)</b>	<b>\$ (2,088,129)</b>

## 2024 Approved Budget

### 10520000 - USU Extension Service

Object	Description	2022 Actual	2023 Revised Budget	2023 Estimated	2024 Approved
<b>EXPENSE:</b>					
<b>Training &amp; Travel</b>					
550000	Training/Travel	\$ 20,420	\$ 16,900	\$ 16,900	\$ 16,900
<b>Subtotal for Training &amp; Travel</b>		<b>\$ 20,420</b>	<b>\$ 16,900</b>	<b>\$ 16,900</b>	<b>\$ 16,900</b>
<b>Current Expense</b>					
619000	Other Services	\$ 7,000	\$ 7,000	\$ 7,000	\$ 7,000
620000	Office Expense/Supplies	11,579	3,750	3,750	3,750
625000	Equipment Maintenance	2,820	4,830	4,830	9,830
625200	Fuel Expense	-	-	993	-
635065	Bee Inspector	2,567	2,700	2,700	2,700
647000	Youth Development	2,000	2,000	2,000	2,000
670000	Contracted Services	222,717	269,029	269,029	282,546
<b>Subtotal for Current Expense</b>		<b>\$ 248,683</b>	<b>\$ 289,309</b>	<b>\$ 290,302</b>	<b>\$ 307,826</b>
<b>Debt and Equipment</b>					
761200	Building Improvements	\$ 1,121	\$ 1,000	\$ 1,000	\$ 1,000
765000	Controlled Assets	2,951	2,085	2,085	2,085
<b>Subtotal for Debt and Equipment</b>		<b>\$ 4,072</b>	<b>\$ 3,085</b>	<b>\$ 3,085</b>	<b>\$ 3,085</b>
<b>Interdepartmental</b>					
810020	Interdept Charges Telephone	\$ 6,626	\$ 5,746	\$ 5,746	\$ 5,387
810030	Interdept Charges Fleet	303	329	329	245
810040	Interdept Charges Computer	2,850	2,850	2,850	2,736
810050	Interdept Charg Risk Mgmt	272	41	41	2,381
<b>Subtotal for Interdepartmental</b>		<b>\$ 10,051</b>	<b>\$ 8,966</b>	<b>\$ 8,966</b>	<b>\$ 10,750</b>
<b>Total Expense</b>		<b>\$ 283,227</b>	<b>\$ 318,259</b>	<b>\$ 319,252</b>	<b>\$ 338,560</b>
<b>Total Additions to (Uses of) Fund Balance</b>		<b>\$ (283,227)</b>	<b>\$ (318,259)</b>	<b>\$ (319,252)</b>	<b>\$ (338,560)</b>

## 2024 Approved Budget

### 10800000 - Statutory & Non-Departmental

Object	Description	2022 Actual	2023 Revised Budget	2023 Estimated	2024 Approved
<b>REVENUE:</b>					
401000	Current Property Taxes	\$ 34,083,040	\$ 35,084,606	\$ 35,124,900	\$ 38,756,000
401005	Interest on Current Prop Tax	85,718	-	-	-
401010	Delinquent Taxes	956,345	1,067,000	786,000	786,000
401020	Interest On Delinquent Taxes	372,158	423,000	426,000	426,000
405010	1/4% Sales Tax	18,484,735	21,237,000	19,076,247	19,840,000
409002	Assess And Collect County	5,441,820	5,597,726	5,595,400	5,756,000
410000	Federal Grants	23,584,457	-	-	-
420000	Registered Vehicle Fees	1,839,251	1,935,000	1,784,000	1,838,000
420505	MV Assess And Collect State	277,896	315,000	280,000	280,000
420515	Airport uniform fees	525	3,050	-	-
432028	Admin Fees	90,700	105,000	290,000	373,600
491000	Sundry Revenue	107,796	35,000	155,261	35,000
496000	Sale Of Fixed Assets	-	-	8,800	-
497500	Interest	1,892,849	350,000	1,800,000	1,800,000
<b>Total Revenue</b>		<b>\$ 87,217,290</b>	<b>\$ 66,152,382</b>	<b>\$ 65,326,608</b>	<b>\$ 69,890,600</b>
<b>EXPENSE:</b>					
<b>Salaries and Wages</b>					
510000	Salaries And Wages	\$ -	\$ 47,401	\$ -	\$ 150,000
520001	Health/Dental Insurance	4	-	-	-
<b>Subtotal for Salaries and Wages</b>		<b>\$ 4</b>	<b>\$ 47,401</b>	<b>\$ -</b>	<b>\$ 150,000</b>
<b>Current Expense</b>					
555000	Meals/Entertainment	\$ 11,782	\$ 7,500	\$ 10,000	\$ 12,000
610100	Reimbursable Sales Tax	180	-	3	-
611000	Association Dues	-	-	-	77,174
619000	Other Services	26,095	26,000	26,100	26,100
624205	Bank Charges	33,326	32,000	32,000	32,000
625300	Software Maint	163,973	202,121	194,451	204,173
635000	Special Services	5,710	15,000	-	-
670000	Contracted Services	2,750	8,000	15,800	16,500
670005	Independent Audit	29,100	29,100	29,100	60,000
670040	Actuarial Services	1,644	5,000	4,896	1,714
685000	Contributions	-	20,000	-	-
695015	MV Reimb State Reg Postage	38,028	60,000	45,000	45,000
695020	MV Reimb to State	341,715	380,000	380,000	380,000
699000	Sundry	(2,754)	249,398	249,398	500,000

## 2024 Approved Budget (Continued)

### 10800000 - Statutory & Non-Departmental

Object	Description	2022 Actual	2023 Revised Budget	2023 Estimated	2024 Approved
<b>Subtotal for Current Expense</b>		\$ 651,551	\$ 1,034,119	\$ 986,748	\$ 1,354,661
<b>Total Expense</b>		\$ 651,554	\$ 1,081,520	\$ 986,748	\$ 1,504,661
<b>Total Additions to (Uses of) Fund Balance</b>		\$ 86,565,736	\$ 65,070,862	\$ 64,339,860	\$ 68,385,939

## 2024 Approved Budget

### 10800100 - Wasatch Front Regional Council

Object	Description	2022 Actual	2023 Revised Budget	2023 Estimated	2024 Approved
<b>EXPENSE:</b>					
<b>Current Expense</b>					
612000	Approp To Other Agency	\$ 73,361	\$ 76,926	\$ 76,926	\$ 81,126
<b>Subtotal for Current Expense</b>		<b>\$ 73,361</b>	<b>\$ 76,926</b>	<b>\$ 76,926</b>	<b>\$ 81,126</b>
<b>Total Expense</b>		<b>\$ 73,361</b>	<b>\$ 76,926</b>	<b>\$ 76,926</b>	<b>\$ 81,126</b>
<b>Total Additions to (Uses of) Fund Balance</b>		<b>\$ (73,361)</b>	<b>\$ (76,926)</b>	<b>\$ (76,926)</b>	<b>\$ (81,126)</b>

## 2024 Approved Budget

### 10800105 - District Court

Object	Description	2022 Actual	2023 Revised Budget	2023 Estimated	2024 Approved
<b>EXPENSE:</b>					
<b>Current Expense</b>					
671500	Mental Evaluations	\$ 80,050	\$ 115,000	\$ 115,000	\$ 115,000
<b>Subtotal for Current Expense</b>		<b>\$ 80,050</b>	<b>\$ 115,000</b>	<b>\$ 115,000</b>	<b>\$ 115,000</b>
<b>Total Expense</b>		<b>\$ 80,050</b>	<b>\$ 115,000</b>	<b>\$ 115,000</b>	<b>\$ 115,000</b>
<b>Total Additions to (Uses of) Fund Balance</b>		<b>\$ (80,050)</b>	<b>\$ (115,000)</b>	<b>\$ (115,000)</b>	<b>\$ (115,000)</b>

## 2024 Approved Budget

### 10805160 - Human Services

Object	Description	2022 Actual	2023 Revised Budget	2023 Estimated	2024 Approved
<b>EXPENSE:</b>					
<b>Current Expense</b>					
685000	Contributions	\$ 2,484,346	\$ 2,571,298	\$ 2,571,298	\$ 2,704,211
<b>Subtotal for Current Expense</b>		<b>\$ 2,484,346</b>	<b>\$ 2,571,298</b>	<b>\$ 2,571,298</b>	<b>\$ 2,704,211</b>
<b>Total Expense</b>		<b>\$ 2,484,346</b>	<b>\$ 2,571,298</b>	<b>\$ 2,571,298</b>	<b>\$ 2,704,211</b>
<b>Total Additions to (Uses of) Fund Balance</b>		<b>\$ (2,484,346)</b>	<b>\$ (2,571,298)</b>	<b>\$ (2,571,298)</b>	<b>\$ (2,704,211)</b>



## 2024 Approved Budget

### 10805165 - Poor and Indigent

Object	Description	2022 Actual	2023 Revised Budget	2023 Estimated	2024 Approved
<b>EXPENSE:</b>					
<b>Current Expense</b>					
674000	Burials	\$ 10,075	\$ 11,000	\$ 11,000	\$ 11,000
<b>Subtotal for Current Expense</b>		<b>\$ 10,075</b>	<b>\$ 11,000</b>	<b>\$ 11,000</b>	<b>\$ 11,000</b>
<b>Total Expense</b>		<b>\$ 10,075</b>	<b>\$ 11,000</b>	<b>\$ 11,000</b>	<b>\$ 11,000</b>
<b>Total Additions to (Uses of) Fund Balance</b>		<b>\$ (10,075)</b>	<b>\$ (11,000)</b>	<b>\$ (11,000)</b>	<b>\$ (11,000)</b>

## 2024 Approved Budget

### 10810000 - Watershed Fire

Object	Description	2022 Actual	2023 Revised Budget	2023 Estimated	2024 Approved
<b>EXPENSE:</b>					
<b>Current Expense</b>					
670000	Contracted Services	\$ 35,216	\$ 35,000	\$ 36,000	\$ 36,000
<b>Subtotal for Current Expense</b>		<b>\$ 35,216</b>	<b>\$ 35,000</b>	<b>\$ 36,000</b>	<b>\$ 36,000</b>
<b>Total Expense</b>		<b>\$ 35,216</b>	<b>\$ 35,000</b>	<b>\$ 36,000</b>	<b>\$ 36,000</b>
<b>Total Additions to (Uses of) Fund Balance</b>		<b>\$ (35,216)</b>	<b>\$ (35,000)</b>	<b>\$ (36,000)</b>	<b>\$ (36,000)</b>

## 2024 Approved Budget

### 10870000 - Contrib and Transfer

Object	Description	2022 Actual	2023 Revised Budget	2023 Estimated	2024 Approved
<b>REVENUE:</b>					
441000	Rent Revenue	\$ 275,700	\$ 275,400	\$ 275,400	\$ -
445000	Fines And Fees	1,369,023	1,506,705	1,723,821	1,873,692
<b>Total Revenue</b>		<b>\$ 1,644,723</b>	<b>\$ 1,782,105</b>	<b>\$ 1,999,221</b>	<b>\$ 1,873,692</b>
<b>EXPENSE:</b>					
<b>Interdepartmental</b>					
811500	Administrative Services	\$ 205,000	\$ 205,000	\$ 205,000	\$ 205,000
840000	Intrafund Transfers	-	123,903	-	-
850000	Transfers To Other Funds	34,505,593	8,618,604	3,739,000	3,739,000
<b>Subtotal for Interdepartmental</b>		<b>\$ 34,710,593</b>	<b>\$ 8,947,507</b>	<b>\$ 3,944,000</b>	<b>\$ 3,944,000</b>
<b>Total Expense</b>		<b>\$ 34,710,593</b>	<b>\$ 8,947,507</b>	<b>\$ 3,944,000</b>	<b>\$ 3,944,000</b>
<b>Total Additions to (Uses of) Fund Balance</b>		<b>\$ (33,065,870)</b>	<b>\$ (7,165,402)</b>	<b>\$ (1,944,779)</b>	<b>\$ (2,070,308)</b>

## 2024 Approved Budget

### 11154000 - Crime Scene Investigations

Object	Description	2022 Actual	2023 Revised Budget	2023 Estimated	2024 Approved
<b>REVENUE:</b>					
430050	Service Fees	\$ 914,405	\$ 992,640	\$ 1,069,025	\$ 1,133,393
435000	Sheriff Service Fees	13,096	-	-	-
497500	Interest	2,467	-	-	-
<b>Total Revenue</b>		<b>\$ 929,968</b>	<b>\$ 992,640</b>	<b>\$ 1,069,025</b>	<b>\$ 1,133,393</b>
<b>EXPENSE:</b>					
<b>Salaries and Wages</b>					
510000	Salaries And Wages	\$ 530,282	\$ 586,424	\$ 617,366	\$ 543,827
510005	Overtime	36,544	42,300	42,300	42,300
510500	Employee Incentives	-	15,200	2,000	15,200
520001	Health/Dental Insurance	103,433	112,220	111,751	140,549
520005	Disability	2,835	2,682	2,725	2,693
520010	Retirement	108,031	115,541	103,713	101,077
520015	FICA	41,638	41,422	41,152	41,603
520020	Termination Pool	18,425	17,434	17,714	14,811
520025	Workers Comp	7,880	7,526	7,620	7,559
<b>Subtotal for Salaries and Wages</b>		<b>\$ 849,068</b>	<b>\$ 940,749</b>	<b>\$ 946,341</b>	<b>\$ 909,619</b>
<b>Training &amp; Travel</b>					
550000	Training/Travel	\$ 18,043	\$ 15,000	\$ 11,000	\$ 15,000
550015	Lodging	-	-	2,000	-
550020	Per Diem	291	-	2,000	-
<b>Subtotal for Training &amp; Travel</b>		<b>\$ 18,334</b>	<b>\$ 15,000</b>	<b>\$ 15,000</b>	<b>\$ 15,000</b>
<b>Current Expense</b>					
610100	Reimbursable Sales Tax	\$ 9	\$ -	\$ 47	\$ -
620000	Office Expense/Supplies	2,178	1,500	1,500	800
621000	Subscriptions	-	-	-	1,500
625000	Equipment Maintenance	35,266	42,000	36,481	20,000
625200	Fuel Expense	-	-	9,275	9,300
625300	Software Maint	-	-	6,300	11,988
640000	Special Supplies	19,738	11,500	6,775	8,965
640022	Quartermaster	2,357	3,000	3,000	3,335
654000	Service Fees	6,300	9,000	11,500	14,700
<b>Subtotal for Current Expense</b>		<b>\$ 65,848</b>	<b>\$ 67,000</b>	<b>\$ 74,878</b>	<b>\$ 70,588</b>
<b>Debt and Equipment</b>					
765000	Controlled Assets	\$ 14,321	\$ 6,136	\$ 6,136	\$ 63,485
<b>Subtotal for Debt and Equipment</b>		<b>\$ 14,321</b>	<b>\$ 6,136</b>	<b>\$ 6,136</b>	<b>\$ 63,485</b>

## 2024 Approved Budget (Continued)

### 11154000 - Crime Scene Investigations

Object	Description	2022 Actual	2023 Revised Budget	2023 Estimated	2024 Approved
<b>Interdepartmental</b>					
810020	Interdept Charges Telephone	\$ 1,646	\$ 3,950	\$ 3,950	\$ 2,155
810030	Interdept Charges Fleet	17,913	10,160	10,160	25,557
810040	Interdept Charges Computer	6,393	6,393	6,393	6,316
810050	Interdept Charg Risk Mgmt	7,509	7,294	7,294	10,604
811500	Administrative Services	-	28,343	28,343	31,300
<b>Subtotal for Interdepartmental</b>		<b>\$ 33,461</b>	<b>\$ 56,140</b>	<b>\$ 56,140</b>	<b>\$ 75,932</b>
<b>Total Expense</b>		<b>\$ 981,032</b>	<b>\$ 1,085,025</b>	<b>\$ 1,098,494</b>	<b>\$ 1,134,624</b>
<b>Total Additions to (Uses of) Fund Balance</b>		<b>\$ (51,064)</b>	<b>\$ (92,385)</b>	<b>\$ (29,470)</b>	<b>\$ (1,231)</b>

# Termination Pool

This fund accounts for payments of employees' leave balances upon termination and payment of post-employment health care benefits to retirees. Resources come from charges to departments' budgets based on an estimated percentage of payroll sufficient to cover the current year's expenses.

## 2024 Approved Budget by Fund Termination Pool General

	2022 Actual	2023 Estimated	2024 Approved
<b>REVENUE:</b>			
<b>Taxes and Other Revenue</b>			
Charges For Services	\$ 1,826,713	\$ 2,199,274	\$ 2,292,743
Other Financing	-	21,814	-
<b>Taxes and Other Revenue</b>	<b>\$ 1,826,713</b>	<b>\$ 2,221,088</b>	<b>\$ 2,292,743</b>
<b>Total Revenue</b>	<b>\$ 1,826,713</b>	<b>\$ 2,221,088</b>	<b>\$ 2,292,743</b>
<b>EXPENSE:</b>			
<b>Internal Service</b>			
General Termination Pool	\$ 1,562,651	\$ 944,161	\$ 2,569,173
<b>Internal Service</b>	<b>\$ 1,562,651</b>	<b>\$ 944,161</b>	<b>\$ 2,569,173</b>
<b>Total Expense</b>	<b>\$ 1,562,651</b>	<b>\$ 944,161</b>	<b>\$ 2,569,173</b>
<b>Termination Pool General - Additions to (Uses of) Fund Balance</b>	<b>\$ 264,062</b>	<b>\$ 1,276,927</b>	<b>\$ (276,430)</b>

## 2024 Approved Budget

### 12880000 - General Termination Pool

Object	Description	2022 Actual	2023 Revised Budget	2023 Estimated	2024 Approved
<b>REVENUE:</b>					
430050	Service Fees	\$ 1,826,713	\$ 2,068,224	\$ 2,199,274	\$ 2,292,743
490000	Miscellaneous Revenue	-	-	21,814	-
<b>Total Revenue</b>		<b>\$ 1,826,713</b>	<b>\$ 2,068,224</b>	<b>\$ 2,221,088</b>	<b>\$ 2,292,743</b>
<b>EXPENSE:</b>					
<b>Salaries and Wages</b>					
510000	Salaries And Wages	\$ 593,206	\$ 1,531,583	\$ 234,581	\$ 1,697,847
520001	Health/Dental Insurance	7,660	-	(85)	-
520005	Disability	(21,115)	-	-	-
520010	Retirement	4,319	-	-	-
520015	FICA	23,812	-	32	-
520020	Termination Pool	6,545	-	(28)	-
520025	Workers Comp	1,705	-	-	-
540005	Retiree Insurance Premiums	223,189	709,661	709,661	871,327
<b>Subtotal for Salaries and Wages</b>		<b>\$ 839,321</b>	<b>\$ 2,241,244</b>	<b>\$ 944,161</b>	<b>\$ 2,569,173</b>
<b>Current Expense</b>					
687100	Benefit Expense	\$ 723,330	\$ -	\$ -	\$ -
<b>Subtotal for Current Expense</b>		<b>\$ 723,330</b>	<b>\$ -</b>	<b>\$ -</b>	<b>\$ -</b>
<b>Total Expense</b>		<b>\$ 1,562,651</b>	<b>\$ 2,241,244</b>	<b>\$ 944,161</b>	<b>\$ 2,569,173</b>
<b>Total Additions to (Uses of) Fund Balance</b>		<b>\$ 264,062</b>	<b>\$ (173,020)</b>	<b>\$ 1,276,927</b>	<b>\$ (276,430)</b>

# Culture Parks And Rec

This special revenue fund accounts for the operations of the County’s Culture Parks, and Recreation Division, including the Ogden Eccles Conference Center, the Ice Sheet, and the Golden Spike Events Center. The principal revenue source is user fees.

## 2024 Approved Budget by Fund Culture Parks And Rec

	2022 Actual	2023 Estimated	2024 Approved
<b>REVENUE:</b>			
<b>Taxes and Other Revenue</b>			
Charges For Services	\$ 7,027,294	\$ 6,902,418	\$ 6,464,226
Intergovernmental	753,368	150,663	94,800
Miscellaneous	136,025	143,300	147,800
Other Financing	4,541,628	7,511,667	8,067,564
<b>Taxes and Other Revenue</b>	<b>\$ 12,458,315</b>	<b>\$ 14,708,047</b>	<b>\$ 14,774,391</b>
<b>Total Revenue</b>	<b>\$ 12,458,315</b>	<b>\$ 14,708,047</b>	<b>\$ 14,774,391</b>
<b>EXPENSE:</b>			
<b>Parks And Recreation</b>			
Culture Parks and Recreation Admin	\$ 478,592	\$ 987,951	\$ 772,966
Golden Spike Event Center	2,950,323	3,637,988	3,078,734
Gun Range	422,596	432,754	475,043
Ice Sheet	1,381,296	1,861,193	1,955,116
Ogden Eccles Conference Center	4,266,518	4,818,795	5,307,440
Parks	1,170,113	1,168,070	1,187,049
Rec Facil Concession	526,978	604,450	722,946
Recreation	817,648	709,797	734,164
Special Events	444,251	487,049	540,933
<b>Parks And Recreation</b>	<b>\$ 12,458,315</b>	<b>\$ 14,708,048</b>	<b>\$ 14,774,391</b>
<b>Total Expense</b>	<b>\$ 12,458,315</b>	<b>\$ 14,708,048</b>	<b>\$ 14,774,391</b>
<b>Culture Parks And Rec - Additions to (Uses of) Fund Balance</b>	<b>\$ (0)</b>	<b>\$ (0)</b>	<b>\$ (0)</b>



## 2024 Approved Budget

### 13550000 - OECC Executive

Object	Description	2022 Actual	2023 Revised Budget	2023 Estimated	2024 Approved
<b>REVENUE:</b>					
416000	Grants From Local Units	\$ 537,250	\$ 75,000	\$ 73,000	\$ 90,000
430070	Audio Visual	176,717	121,743	167,033	101,034
430072	Food and Beverage Serv Charge	156,684	156,750	178,051	124,005
430074	Ticketing Serv Charge	68,878	59,200	59,200	73,020
430076	Operating Services	120,114	84,500	88,905	88,931
430078	Theatre Services	100,535	96,500	100,184	99,150
430080	Theatre Equipment	51,229	33,250	37,124	33,800
432050	Concessions Revenue	107,568	101,820	137,707	123,550
432051	Catering	728,028	695,320	910,736	539,946
432062	Beer - Conference Center	21,968	22,120	29,214	21,100
432064	Beer - Concessions	12,471	14,600	18,500	16,585
432066	Liquor Sales	42,761	43,520	49,741	43,300
440528	Sponsorships	189,721	100,000	201,231	195,750
440534	Ticket Sales	209,666	149,800	202,257	218,403
440540	Parking Revenue	71,950	54,863	84,527	75,494
440546	Miscellaneous Revenue	4,899	-	-	-
441003	Theatre Rent	145,880	153,000	147,780	161,875
441020	Room Rental	1,045,145	958,778	964,245	877,661
491200	Tip Clearing	73	-	-	-
491500	Over/Short	59	-	-	-
495500	Transfers From Other Funds	474,923	2,342,023	1,369,360	2,423,836
<b>Total Revenue</b>		<b>\$ 4,266,518</b>	<b>\$ 5,262,787</b>	<b>\$ 4,818,795</b>	<b>\$ 5,307,440</b>
<b>EXPENSE:</b>					
<b>Salaries and Wages</b>					
510000	Salaries And Wages	\$ 513,555	\$ 675,559	\$ 529,694	\$ 683,938
510005	Overtime	5,654	24,000	24,000	24,000
510500	Employee Incentives	132	-	-	-
520001	Health/Dental Insurance	38,581	45,255	51,000	82,964
520005	Disability	2,180	2,385	1,763	2,312
520010	Retirement	77,743	86,756	64,800	87,581
520015	FICA	38,681	50,158	33,576	52,321
520020	Termination Pool	14,170	15,501	12,567	14,277
520025	Workers Comp	6,000	7,820	5,151	8,026
<b>Subtotal for Salaries and Wages</b>		<b>\$ 696,695</b>	<b>\$ 907,434</b>	<b>\$ 722,551</b>	<b>\$ 955,420</b>

## 2024 Approved Budget (Continued)

### 13550000 - OECC Executive

Object	Description	2022 Actual	2023 Revised Budget	2023 Estimated	2024 Approved
<b>Training &amp; Travel</b>					
550000	Training/Travel	\$ 8,152	\$ 7,350	\$ 7,853	\$ 7,350
550005	Mileage Reimbursement	190	1,000	-	1,000
550010	Transportation	60	-	-	-
550015	Lodging	1,005	-	-	-
550020	Per Diem	719	-	-	-
<b>Subtotal for Training &amp; Travel</b>		<b>\$ 10,125</b>	<b>\$ 8,350</b>	<b>\$ 7,853</b>	<b>\$ 8,350</b>
<b>Current Expense</b>					
555000	Meals/Entertainment	\$ 3,053	\$ 4,000	\$ 4,000	\$ 3,000
610100	Reimbursable Sales Tax	943	-	172	-
620000	Office Expense/Supplies	226	-	-	-
621000	Subscriptions	3,251	1,200	3,168	3,200
624205	Bank Charges	72,709	65,400	78,415	78,420
625000	Equipment Maintenance	6,065	3,935	3,935	-
627000	Utilities	353	-	-	-
627020	Heating Fuel	454	-	-	-
630000	Special Projects	61	-	-	-
635000	Special Services	4,654	7,300	7,300	-
636002	Advertising	16,754	19,500	19,500	15,500
640000	Special Supplies	61,086	24,700	40,754	61,700
650000	Operating Costs	40,924	36,000	36,000	36,000
650014	License/Dues	7,889	2,700	5,200	2,700
650020	Theatre Equip and Supplies	9,448	16,000	16,000	54,000
650022	Talent Expense	88,305	59,200	103,272	231,700
650026	Signage	639	-	-	-
650028	Gifts	2,077	1,000	1,000	8,000
650100	Food	(7,650)	-	-	-
650105	Beverage	4	-	-	-
650110	Uniforms	1,090	1,200	1,200	1,200
650300	Contracted Labor - Operations	2,485	5,000	5,000	5,000
654000	Service Fees	-	5,000	-	-
670000	Contracted Services	-	20,000	5,000	5,000
680000	Bad Debt Expense	-	-	(4,021)	-
699000	Sundry	6	-	-	-
<b>Subtotal for Current Expense</b>		<b>\$ 314,826</b>	<b>\$ 272,135</b>	<b>\$ 325,895</b>	<b>\$ 505,420</b>
<b>Debt and Equipment</b>					

## 2024 Approved Budget (Continued)

### 13550000 - OECC Executive

Object	Description	2022 Actual	2023 Revised Budget	2023 Estimated	2024 Approved
761200	Building Improvements	\$ 500,642	\$ 581,998	\$ 581,998	\$ -
761400	Improvements	-	20,000	20,000	-
764000	Capital Equipment	65,478	63,929	63,929	-
765000	Controlled Assets	2,007	2,007	2,007	2,007
<b>Subtotal for Debt and Equipment</b>		<b>\$ 568,127</b>	<b>\$ 667,934</b>	<b>\$ 667,934</b>	<b>\$ 2,007</b>
<b>Interdepartmental</b>					
810020	Interdept Charges Telephone	\$ -	\$ -	\$ -	\$ 9,000
810030	Interdept Charges Fleet	-	225	225	225
810040	Interdept Charges Computer	5,634	3,752	3,752	6,048
810050	Interdept Charg Risk Mgmt	68,539	45,696	45,696	125,607
811500	Administrative Services	-	41,827	41,827	58,900
<b>Subtotal for Interdepartmental</b>		<b>\$ 74,172</b>	<b>\$ 91,500</b>	<b>\$ 91,500</b>	<b>\$ 199,780</b>
<b>Total Expense</b>		<b>\$ 1,663,945</b>	<b>\$ 1,947,352</b>	<b>\$ 1,815,733</b>	<b>\$ 1,670,977</b>
<b>Total Additions to (Uses of) Fund Balance</b>		<b>\$ 2,602,572</b>	<b>\$ 3,315,435</b>	<b>\$ 3,003,062</b>	<b>\$ 3,636,464</b>

## 2024 Approved Budget

### 13550505 - OECC Sales Division

Object	Description	2022 Actual	2023 Revised Budget	2023 Estimated	2024 Approved
<b>EXPENSE:</b>					
<b>Salaries and Wages</b>					
510000	Salaries And Wages	\$ 200,971	\$ 256,348	\$ 217,855	\$ 248,638
510005	Overtime	909	4,000	4,000	4,000
520001	Health/Dental Insurance	31,389	44,874	22,097	27,655
520005	Disability	1,011	1,244	855	1,243
520010	Retirement	35,892	45,243	29,886	45,227
520015	FICA	14,702	19,028	13,737	19,021
520020	Termination Pool	6,571	8,084	5,556	6,838
520025	Workers Comp	1,747	2,076	1,548	1,993
<b>Subtotal for Salaries and Wages</b>		<b>\$ 293,191</b>	<b>\$ 380,897</b>	<b>\$ 295,535</b>	<b>\$ 354,615</b>
<b>Training &amp; Travel</b>					
550000	Training/Travel	\$ 367	\$ 4,400	\$ 371	\$ 4,400
<b>Subtotal for Training &amp; Travel</b>		<b>\$ 367</b>	<b>\$ 4,400</b>	<b>\$ 371</b>	<b>\$ 4,400</b>
<b>Current Expense</b>					
555000	Meals/Entertainment	\$ 310	\$ 500	\$ 500	\$ 500
610100	Reimbursable Sales Tax	169	-	-	-
621000	Subscriptions	-	-	4,750	4,750
630000	Special Projects	118,990	70,000	70,000	70,000
636000	Marketing And Promotions	4,517	21,200	10,000	39,000
650014	License/Dues	-	700	100	100
650028	Gifts	194	400	400	400
650110	Uniforms	424	250	250	250
<b>Subtotal for Current Expense</b>		<b>\$ 124,603</b>	<b>\$ 93,050</b>	<b>\$ 86,000</b>	<b>\$ 115,000</b>
<b>Interdepartmental</b>					
811500	Administrative Services	\$ -	\$ 13,410	\$ 13,410	\$ 14,600
<b>Subtotal for Interdepartmental</b>		<b>\$ -</b>	<b>\$ 13,410</b>	<b>\$ 13,410</b>	<b>\$ 14,600</b>
<b>Total Expense</b>		<b>\$ 418,161</b>	<b>\$ 491,757</b>	<b>\$ 395,316</b>	<b>\$ 488,615</b>
<b>Total Additions to (Uses of) Fund Balance</b>		<b>\$ (418,161)</b>	<b>\$ (491,757)</b>	<b>\$ (395,316)</b>	<b>\$ (488,615)</b>

## 2024 Approved Budget

### 13550510 - OECC Food and Beverage

Object	Description	2022 Actual	2023 Revised Budget	2023 Estimated	2024 Approved
<b>EXPENSE:</b>					
<b>Salaries and Wages</b>					
510000	Salaries And Wages	\$ 362,976	\$ 576,987	\$ 396,797	\$ 568,008
510005	Overtime	10,791	8,000	12,000	8,000
519900	Allocated Salaries and Wages	3,049	-	3,000	-
520001	Health/Dental Insurance	77,312	91,333	95,200	140,753
520005	Disability	1,747	2,162	1,674	2,310
520010	Retirement	62,445	78,637	58,680	84,042
520015	FICA	28,054	42,826	25,741	43,453
520020	Termination Pool	11,357	14,050	10,880	12,706
520025	Workers Comp	5,278	7,781	4,883	7,895
<b>Subtotal for Salaries and Wages</b>		<b>\$ 563,009</b>	<b>\$ 821,776</b>	<b>\$ 608,855</b>	<b>\$ 867,166</b>
<b>Training &amp; Travel</b>					
550000	Training/Travel	\$ 500	\$ 3,500	\$ 1,000	\$ 3,500
550005	Mileage Reimbursement	131	-	-	-
550015	Lodging	247	-	-	-
550020	Per Diem	109	-	-	-
<b>Subtotal for Training &amp; Travel</b>		<b>\$ 987</b>	<b>\$ 3,500</b>	<b>\$ 1,000</b>	<b>\$ 3,500</b>
<b>Current Expense</b>					
610100	Reimbursable Sales Tax	\$ 85	\$ -	\$ 179	\$ -
630000	Special Projects	-	50,000	50,000	50,000
643000	Concessions Expense	26,918	33,603	33,603	43,243
645500	Bedding/Linen Supplies	48,390	63,920	63,920	39,796
650014	License/Dues	3,104	2,950	2,950	2,800
650041	Kitchen Janitorial	7,635	8,180	8,180	8,400
650100	Food	210,269	261,570	261,570	191,984
650105	Beverage	21,123	25,280	25,280	20,246
650110	Uniforms	46	3,000	1,600	2,000
650115	Event Decor	3,907	4,830	4,830	2,400
650120	F&B Equipment and Supplies	6,748	12,630	10,200	5,670
650300	Contracted Labor - Operations	-	-	-	4,000
650305	Contract Labor - Kitchen	51,969	63,697	63,697	45,796
650310	Contract Labor - Banquet	33,956	69,788	69,788	51,196

## 2024 Approved Budget (Continued)

### 13550510 - OECC Food and Beverage

Object	Description	2022 Actual	2023 Revised Budget	2023 Estimated	2024 Approved
<b>Subtotal for Current Expense</b>		<b>\$ 414,150</b>	<b>\$ 599,448</b>	<b>\$ 595,797</b>	<b>\$ 467,531</b>
<b>Interdepartmental</b>					
811500	Administrative Services	\$ -	\$ 27,396	\$ 27,396	\$ 45,700
<b>Subtotal for Interdepartmental</b>		<b>\$ -</b>	<b>\$ 27,396</b>	<b>\$ 27,396</b>	<b>\$ 45,700</b>
<b>Total Expense</b>		<b>\$ 978,146</b>	<b>\$ 1,452,120</b>	<b>\$ 1,233,047</b>	<b>\$ 1,383,897</b>
<b>Total Additions to (Uses of) Fund Balance</b>		<b>\$ (978,146)</b>	<b>\$ (1,452,120)</b>	<b>\$ (1,233,047)</b>	<b>\$ (1,383,897)</b>

## 2024 Approved Budget

### 13550515 - OECC Operations

Object	Description	2022 Actual	2023 Revised Budget	2023 Estimated	2024 Approved
<b>EXPENSE:</b>					
<b>Salaries and Wages</b>					
510000	Salaries And Wages	\$ 234,568	\$ 422,166	\$ 265,919	\$ 437,020
510005	Overtime	15,325	10,000	10,000	10,000
520001	Health/Dental Insurance	45,988	78,488	50,900	115,869
520005	Disability	1,249	2,046	1,142	2,185
520010	Retirement	44,386	71,991	39,705	79,494
520015	FICA	18,603	31,298	16,797	33,432
520020	Termination Pool	8,116	13,296	7,426	12,018
520025	Workers Comp	3,251	5,687	3,159	6,075
<b>Subtotal for Salaries and Wages</b>		<b>\$ 371,486</b>	<b>\$ 634,971</b>	<b>\$ 395,048</b>	<b>\$ 696,092</b>
<b>Current Expense</b>					
610100	Reimbursable Sales Tax	\$ 14	\$ -	\$ 5	\$ -
620000	Office Expense/Supplies	4,810	9,600	5,500	5,600
625000	Equipment Maintenance	44,842	29,525	29,525	30,000
625200	Fuel Expense	-	475	800	1,800
626000	Building Maintenance	56,894	54,000	54,000	54,000
627000	Utilities	46,458	34,170	34,170	61,671
627010	Electricity	122,952	182,009	166,702	166,702
627020	Heating Fuel	42,849	52,910	67,000	78,572
640000	Special Supplies	9,245	15,000	10,000	10,500
650000	Operating Costs	-	-	-	5,000
650010	Parking-Staff	9,185	14,600	14,600	13,500
650012	Parking-Event	44,760	37,000	38,736	37,000
650018	Seasonal Services	12,787	12,000	6,500	6,950
650024	Security	4,646	5,200	5,200	5,100
650026	Signage	2,363	2,520	2,520	2,520
650040	Janitorial	16,112	13,119	16,500	16,200
650045	Trash Removal	9,245	8,400	8,400	9,300
650050	Elevator	22,266	32,882	32,882	26,464
650055	Bulbs and lamps	4,075	6,000	6,000	4,000
650110	Uniforms	1,128	1,500	1,500	1,500
650300	Contracted Labor - Operations	6,339	32,200	32,200	10,700
670000	Contracted Services	35,066	63,630	36,500	40,000
699000	Sundry	-	(36,978)	-	-
<b>Subtotal for Current Expense</b>		<b>\$ 496,035</b>	<b>\$ 569,762</b>	<b>\$ 569,240</b>	<b>\$ 587,079</b>

## 2024 Approved Budget (Continued)

### 13550515 - OECC Operations

Object	Description	2022 Actual	2023 Revised Budget	2023 Estimated	2024 Approved
<b>Interdepartmental</b>					
810010	Interdept Charges Print Copy	\$ 5,623	\$ 5,115	\$ 5,115	\$ 5,195
811500	Administrative Services	-	19,795	19,795	36,300
<b>Subtotal for Interdepartmental</b>		<b>\$ 5,623</b>	<b>\$ 24,910</b>	<b>\$ 24,910</b>	<b>\$ 41,495</b>
<b>Total Expense</b>		<b>\$ 873,144</b>	<b>\$ 1,229,643</b>	<b>\$ 989,198</b>	<b>\$ 1,324,666</b>
<b>Total Additions to (Uses of) Fund Balance</b>		<b>\$ (873,144)</b>	<b>\$ (1,229,643)</b>	<b>\$ (989,198)</b>	<b>\$ (1,324,666)</b>



## 2024 Approved Budget

### 13550520 - OECC Tech Services

Object	Description	2022 Actual	2023 Revised Budget	2023 Estimated	2024 Approved
<b>EXPENSE:</b>					
<b>Salaries and Wages</b>					
510000	Salaries And Wages	\$ 168,235	\$ 209,224	\$ 186,969	\$ 223,091
520001	Health/Dental Insurance	35,543	40,344	38,700	44,254
520005	Disability	841	1,014	782	1,115
520010	Retirement	30,939	36,893	28,450	40,580
520015	FICA	11,966	15,516	11,239	17,066
520020	Termination Pool	5,468	6,592	5,083	6,135
520025	Workers Comp	889	1,305	868	1,443
<b>Subtotal for Salaries and Wages</b>		<b>\$ 253,879</b>	<b>\$ 310,888</b>	<b>\$ 272,092</b>	<b>\$ 333,685</b>
<b>Current Expense</b>					
625000	Equipment Maintenance	\$ 1,369	\$ 6,000	\$ 6,000	\$ 2,100
628000	Telephone	28,905	24,500	24,500	24,000
630000	Special Projects	18,428	36,000	36,000	27,000
640000	Special Supplies	-	-	-	4,000
650014	License/Dues	26,143	26,304	26,304	23,000
650016	AV Equipment Services	4,397	12,000	12,000	14,000
650110	Uniforms	-	1,000	1,000	500
<b>Subtotal for Current Expense</b>		<b>\$ 79,242</b>	<b>\$ 105,804</b>	<b>\$ 105,804</b>	<b>\$ 94,600</b>
<b>Interdepartmental</b>					
811500	Administrative Services	\$ -	\$ 7,606	\$ 7,606	\$ 11,000
<b>Subtotal for Interdepartmental</b>		<b>\$ -</b>	<b>\$ 7,606</b>	<b>\$ 7,606</b>	<b>\$ 11,000</b>
<b>Total Expense</b>		<b>\$ 333,121</b>	<b>\$ 424,298</b>	<b>\$ 385,502</b>	<b>\$ 439,285</b>
<b>Total Additions to (Uses of) Fund Balance</b>		<b>\$ (333,121)</b>	<b>\$ (424,298)</b>	<b>\$ (385,502)</b>	<b>\$ (439,285)</b>

## 2024 Approved Budget

### 14540000 - Ice Sheet

Object	Description	2022 Actual	2023 Revised Budget	2023 Estimated	2024 Approved
<b>REVENUE:</b>					
415000	State Grants	\$ 130,000	\$ -	\$ -	\$ -
416000	Grants From Local Units	1,800	17,700	18,900	3,000
432050	Concessions Revenue	94,003	60,000	94,000	94,000
432064	Beer - Concessions	43,763	30,000	44,000	44,000
440000	Recreation Fees	150,499	150,000	110,000	110,000
440002	Public Skate Admission	107,393	100,000	110,000	120,000
440004	Skate Rental	31,252	30,000	35,000	45,000
440006	Freestyle Admission	10,940	15,000	17,000	17,000
440008	ProShop Sales	3,880	3,500	4,000	4,000
440010	LTS Program	63,615	45,000	45,000	50,000
440012	Patio Rental	21,268	10,000	15,000	23,000
440016	Open Hockey	36,614	30,000	30,000	30,000
440018	Hockey Registration	21,357	40,000	25,000	25,000
440020	Pro Lesson Percentage	3,162	2,500	-	-
440022	Skate Sharpening	5,219	3,000	3,000	3,000
440024	Vending Machines	7,327	9,800	7,300	7,300
440026	Referee Fees Collected	10,137	20,000	10,000	10,000
440528	Sponsorships	7,325	-	6,000	6,000
441000	Rent Revenue	324,097	240,000	280,000	280,000
490500	Donations	586	16,000	-	-
491500	Over/Short	22	-	-	-
495500	Transfers From Other Funds	307,038	682,941	1,006,993	1,083,816
<b>Total Revenue</b>		<b>\$ 1,381,296</b>	<b>\$ 1,505,441</b>	<b>\$ 1,861,193</b>	<b>\$ 1,955,116</b>
<b>EXPENSE:</b>					
<b>Salaries and Wages</b>					
510000	Salaries And Wages	\$ 562,925	\$ 745,696	\$ 594,426	\$ 744,711
510005	Overtime	5,928	-	6,500	-
520001	Health/Dental Insurance	38,938	44,335	42,612	48,817
520005	Disability	1,670	1,649	1,479	1,806
520010	Retirement	65,282	64,584	56,372	70,877
520015	FICA	43,257	55,435	38,276	56,970
520020	Termination Pool	10,855	10,716	9,612	9,935
520025	Workers Comp	6,957	9,037	6,142	9,214
<b>Subtotal for Salaries and Wages</b>		<b>\$ 735,812</b>	<b>\$ 931,451</b>	<b>\$ 755,419</b>	<b>\$ 942,330</b>

## 2024 Approved Budget (Continued)

### 14540000 - Ice Sheet

Object	Description	2022 Actual	2023 Revised Budget	2023 Estimated	2024 Approved
<b>Training &amp; Travel</b>					
550000	Training/Travel	\$ 9,280	\$ 10,000	\$ 10,893	\$ 4,400
550005	Mileage Reimbursement	152	1,600	2,000	1,600
550010	Transportation	-	500	500	-
550020	Per Diem	-	500	821	-
<b>Subtotal for Training &amp; Travel</b>		<b>\$ 9,432</b>	<b>\$ 12,600</b>	<b>\$ 14,214</b>	<b>\$ 6,000</b>
<b>Current Expense</b>					
610100	Reimbursable Sales Tax	\$ 246	\$ -	\$ 21	\$ -
620000	Office Expense/Supplies	3,279	4,000	4,000	4,000
621000	Subscriptions	1,833	3,000	3,000	3,000
624205	Bank Charges	19,947	9,144	18,297	19,144
625000	Equipment Maintenance	24,604	30,000	30,000	45,000
625300	Software Maint	7,520	5,000	7,500	7,600
626000	Building Maintenance	55,353	72,000	72,000	72,000
627000	Utilities	239,854	240,000	240,760	270,000
628000	Telephone	110	-	-	-
628600	Telephone	110	-	922	1,450
630000	Special Projects	-	31,900	31,900	-
636000	Marketing And Promotions	1,800	4,000	4,000	6,000
640000	Special Supplies	12,255	8,000	8,000	8,000
640034	Pro Shop Inventory	3,318	5,000	5,000	5,000
643000	Concessions Expense	47,867	35,000	50,000	50,000
643010	Concessions - Beer	11,451	9,000	12,000	12,000
645500	Bedding/Linen Supplies	2,267	2,100	2,100	2,100
654000	Service Fees	752	1,000	1,000	1,000
654200	Referee Fees	7,442	20,000	10,000	10,000
670000	Contracted Services	118,573	11,427	11,427	-
<b>Subtotal for Current Expense</b>		<b>\$ 558,583</b>	<b>\$ 490,571</b>	<b>\$ 511,926</b>	<b>\$ 516,294</b>
<b>Debt and Equipment</b>					
761200	Building Improvements	\$ 26,428	\$ 474,867	\$ 474,867	\$ -
761400	Improvements	-	-	-	350,000
765000	Controlled Assets	749	2,000	2,000	2,000
<b>Subtotal for Debt and Equipment</b>		<b>\$ 27,177</b>	<b>\$ 476,867</b>	<b>\$ 476,867</b>	<b>\$ 352,000</b>
<b>Interdepartmental</b>					

## 2024 Approved Budget (Continued)

### 14540000 - Ice Sheet

Object	Description	2022 Actual	2023 Revised Budget	2023 Estimated	2024 Approved
810010	Interdept Charges Print Copy	\$ 1,270	\$ 1,270	\$ 1,270	\$ 1,239
810020	Interdept Charges Telephone	5,526	4,928	5,850	3,592
810030	Interdept Charges Fleet	14,991	14,991	14,991	14,991
810040	Interdept Charges Computer	1,188	1,833	1,833	1,807
810050	Interdept Charg Risk Mgmt	27,317	26,516	26,516	46,664
811500	Administrative Services	-	52,306	52,306	70,200
<b>Subtotal for Interdepartmental</b>		<b>\$ 50,292</b>	<b>\$ 101,845</b>	<b>\$ 102,767</b>	<b>\$ 138,492</b>
<b>Total Expense</b>		<b>\$ 1,381,296</b>	<b>\$ 2,013,335</b>	<b>\$ 1,861,193</b>	<b>\$ 1,955,116</b>
<b>Total Additions to (Uses of) Fund Balance</b>		<b>\$ 0</b>	<b>\$ (507,894)</b>	<b>\$ (0)</b>	<b>\$ (0)</b>

## 2024 Approved Budget

### 15530000 - Golden Spike Event Center

Object	Description	2022 Actual	2023 Revised Budget	2023 Estimated	2024 Approved
<b>REVENUE:</b>					
416000	Grants From Local Units	\$ -	\$ 5,000	\$ 5,000	\$ -
432050	Concessions Revenue	1,710	-	-	-
440502	Event Exhibit Hall	55,104	50,000	45,830	58,000
440504	Event Stadium	1,088	10,000	12,435	12,000
440506	Event Arena	46,946	47,000	38,498	52,000
440508	Event Courtyard	2,258	1,500	3,000	4,000
440510	Event Recreation Hall	7,893	5,000	12,852	8,000
440512	Event Auction Arena	(3)	5,000	1,425	5,000
440514	Event Riding Arena	43,646	40,000	39,657	46,000
440516	Event Conference Room	500	1,000	1,000	2,000
440518	Event Stalls	89,365	130,000	140,000	153,000
440520	Event Parking Lots	500	-	2,500	1,000
440522	Event Other	104,325	55,000	84,363	120,000
440524	Hourly	26,269	35,000	35,000	40,000
440526	Stall Rental	71,724	30,000	32,800	35,000
440528	Sponsorships	31,000	40,000	25,000	35,000
440532	Portal Signs	15,100	15,000	16,000	21,000
440534	Ticket Sales	78,530	60,000	55,000	83,000
440536	Vendor Fees	2,030	2,500	8,000	6,000
440538	Overnight Parking	45,395	45,000	56,500	52,000
440542	Equipment Rental Revenue	56,373	40,000	49,700	45,000
440544	Retail Revenue	31,711	18,000	26,200	20,000
440546	Miscellaneous Revenue	2,317	5,000	12,229	10,000
491500	Over/Short	214	-	-	-
495500	Transfers From Other Funds	2,123,718	2,259,195	2,934,009	2,435,946
<b>Total Revenue</b>		<b>\$ 2,837,712</b>	<b>\$ 2,899,195</b>	<b>\$ 3,636,998</b>	<b>\$ 3,243,946</b>
<b>EXPENSE:</b>					
<b>Salaries and Wages</b>					
510000	Salaries And Wages	\$ 1,102,880	\$ 1,362,430	\$ 1,243,222	\$ 1,410,146
510005	Overtime	65,386	34,500	80,000	34,500
519900	Allocated Salaries and Wages	(31,666)	-	(29,441)	(30,000)
520001	Health/Dental Insurance	118,478	162,712	178,800	250,843
520005	Disability	4,788	5,241	4,872	5,633
520010	Retirement	180,680	196,917	179,895	211,292
520015	FICA	87,037	100,740	82,110	107,876

## 2024 Approved Budget (Continued)

### 15530000 - Golden Spike Event Center

Object	Description	2022 Actual	2023 Revised Budget	2023 Estimated	2024 Approved
520020	Termination Pool	31,248	34,063	31,667	30,980
520025	Workers Comp	12,743	14,781	12,341	15,844
<b>Subtotal for Salaries and Wages</b>		<b>\$ 1,571,573</b>	<b>\$ 1,911,384</b>	<b>\$ 1,783,466</b>	<b>\$ 2,037,114</b>
<b>Training &amp; Travel</b>					
550000	Training/Travel	\$ 11,322	\$ 19,000	\$ 19,000	\$ 19,000
550005	Mileage Reimbursement	231	-	-	-
550010	Transportation	90	637	637	637
550015	Lodging	-	200	200	200
550020	Per Diem	1,626	200	1,421	200
<b>Subtotal for Training &amp; Travel</b>		<b>\$ 13,268</b>	<b>\$ 20,037</b>	<b>\$ 21,258</b>	<b>\$ 20,037</b>
<b>Current Expense</b>					
555000	Meals/Entertainment	\$ 261	\$ 1,000	\$ 1,000	\$ 1,000
610000	Purchasing Card	15	-	-	-
610100	Reimbursable Sales Tax	262	-	-	-
620000	Office Expense/Supplies	7,924	6,000	8,500	6,000
621000	Subscriptions	3,608	25,265	25,265	12,000
624205	Bank Charges	21,726	18,000	24,000	24,000
625000	Equipment Maintenance	32,099	44,000	44,000	69,500
625100	Vehicle Maintenance	36,453	28,000	28,000	20,000
625200	Fuel Expense	31,262	20,000	33,000	38,293
626000	Building Maintenance	101,082	60,000	83,000	83,000
626100	HVAC maintenance	12,230	18,000	-	-
626200	Weed Control	1,872	1,500	1,500	1,500
627000	Utilities	245,348	182,000	250,000	255,000
628000	Telephone	514	600	600	600
628600	Telephone	40	-	-	510
630000	Special Projects	-	10,000	10,000	6,000
636000	Marketing And Promotions	4,655	31,000	31,000	20,000
640000	Special Supplies	78,413	100,000	100,000	100,000
643500	Complimentary Concessions	3,027	2,500	4,000	4,000
645500	Bedding/Linen Supplies	-	2,120	-	2,120
650040	Janitorial	30,145	28,028	33,000	33,000
650045	Trash Removal	21,339	12,000	20,000	20,000
654000	Service Fees	29,889	16,500	39,990	47,000
655000	Board Expenses	2,878	2,000	2,000	2,000
670000	Contracted Services	48,000	-	12,000	-

## 2024 Approved Budget (Continued)

### 15530000 - Golden Spike Event Center

Object	Description	2022 Actual	2023 Revised Budget	2023 Estimated	2024 Approved
699000	Sundry	-	-	114	-
<b>Subtotal for Current Expense</b>		<b>\$ 713,042</b>	<b>\$ 608,513</b>	<b>\$ 750,969</b>	<b>\$ 745,523</b>
<b>Debt and Equipment</b>					
761200	Building Improvements	\$ 274,971	\$ 49,600	\$ 49,600	\$ 30,000
761400	Improvements	126,621	772,400	772,400	20,000
764000	Capital Equipment	138,274	17,600	17,600	-
765000	Controlled Assets	25,065	22,765	22,765	22,765
<b>Subtotal for Debt and Equipment</b>		<b>\$ 564,931</b>	<b>\$ 862,365</b>	<b>\$ 862,365</b>	<b>\$ 72,765</b>
<b>Interdepartmental</b>					
810010	Interdept Charges Print Copy	\$ 4,222	\$ 4,719	\$ 4,719	\$ 4,141
810020	Interdept Charges Telephone	10,654	7,541	7,988	6,824
810030	Interdept Charges Fleet	17,761	5,790	5,790	1,800
810040	Interdept Charges Computer	4,854	9,576	9,576	6,242
810050	Interdept Charg Risk Mgmt	50,018	50,365	50,365	73,288
811500	Administrative Services	-	141,492	141,492	111,000
<b>Subtotal for Interdepartmental</b>		<b>\$ 87,510</b>	<b>\$ 219,483</b>	<b>\$ 219,930</b>	<b>\$ 203,295</b>
<b>Total Expense</b>		<b>\$ 2,950,323</b>	<b>\$ 3,621,782</b>	<b>\$ 3,637,988</b>	<b>\$ 3,078,734</b>
<b>Total Additions to (Uses of) Fund Balance</b>		<b>\$ (112,611)</b>	<b>\$ (722,587)</b>	<b>\$ (990)</b>	<b>\$ 165,212</b>

## 2024 Approved Budget

### 15530190 - Rec Facil Concession

Object	Description	2022 Actual	2023 Revised Budget	2023 Estimated	2024 Approved
<b>REVENUE:</b>					
432050	Concessions Revenue	\$ 361,155	\$ 325,000	\$ 350,000	\$ 360,000
432055	Concession - Non Tax	2,623	-	-	-
432064	Beer - Concessions	208,297	190,000	250,000	250,000
450030	Contracted Vendors Revenue	107,491	115,000	125,000	125,000
491500	Over/Short	(72)	-	-	-
<b>Total Revenue</b>		<b>\$ 679,493</b>	<b>\$ 630,000</b>	<b>\$ 725,000</b>	<b>\$ 735,000</b>
<b>EXPENSE:</b>					
<b>Salaries and Wages</b>					
510000	Salaries And Wages	\$ 235,129	\$ 308,186	\$ 242,569	\$ 336,316
510005	Overtime	1,446	1,500	1,500	1,500
519900	Allocated Salaries and Wages	(3,049)	-	-	-
520001	Health/Dental Insurance	23,556	26,902	27,600	29,403
520005	Disability	730	752	679	823
520010	Retirement	27,980	28,552	25,768	31,264
520015	FICA	19,436	22,908	16,922	25,728
520020	Termination Pool	4,745	4,885	4,410	4,527
520025	Workers Comp	2,740	3,273	2,332	3,701
<b>Subtotal for Salaries and Wages</b>		<b>\$ 312,713</b>	<b>\$ 396,957</b>	<b>\$ 321,779</b>	<b>\$ 433,262</b>
<b>Training &amp; Travel</b>					
550000	Training/Travel	\$ 1,762	\$ 3,062	\$ 3,062	\$ 3,062
550020	Per Diem	311	-	-	-
<b>Subtotal for Training &amp; Travel</b>		<b>\$ 2,073</b>	<b>\$ 3,062</b>	<b>\$ 3,062</b>	<b>\$ 3,062</b>
<b>Current Expense</b>					
610000	Purchasing Card	\$ 36	\$ -	\$ -	\$ -
610100	Reimbursable Sales Tax	37	-	8	-
620000	Office Expense/Supplies	21	800	800	800
621000	Subscriptions	1,737	2,378	2,514	2,378
624205	Bank Charges	10,995	3,500	12,000	12,000
625000	Equipment Maintenance	3,661	8,000	8,000	8,000
626000	Building Maintenance	-	5,000	5,000	5,000
640000	Special Supplies	7,682	8,000	10,000	8,000
643000	Concessions Expense	128,885	113,750	143,750	143,750
645500	Bedding/Linen Supplies	1,578	1,150	2,111	2,110
650105	Beverage	56,848	51,300	51,300	51,300
<b>Subtotal for Current Expense</b>		<b>\$ 211,480</b>	<b>\$ 193,878</b>	<b>\$ 235,482</b>	<b>\$ 233,338</b>



## 2024 Approved Budget (Continued)

### 15530190 - Rec Facil Concession

Object	Description	2022 Actual	2023 Revised Budget	2023 Estimated	2024 Approved
<b>Debt and Equipment</b>					
765000	Controlled Assets	\$ -	\$ -	\$ 389	\$ 20,000
<b>Subtotal for Debt and Equipment</b>		<b>\$ -</b>	<b>\$ -</b>	<b>\$ 389</b>	<b>\$ 20,000</b>
<b>Interdepartmental</b>					
810040	Interdept Charges Computer	\$ 713	\$ 713	\$ 713	\$ 684
811500	Administrative Services	-	43,026	43,026	32,600
<b>Subtotal for Interdepartmental</b>		<b>\$ 713</b>	<b>\$ 43,739</b>	<b>\$ 43,739</b>	<b>\$ 33,284</b>
<b>Total Expense</b>		<b>\$ 526,978</b>	<b>\$ 637,636</b>	<b>\$ 604,450</b>	<b>\$ 722,946</b>
<b>Total Additions to (Uses of) Fund Balance</b>		<b>\$ 152,516</b>	<b>\$ (7,636)</b>	<b>\$ 120,550</b>	<b>\$ 12,054</b>

## 2024 Approved Budget 15530195 - County Fair

Object	Description	2022 Actual	2023 Revised Budget	2023 Estimated	2024 Approved
<b>REVENUE:</b>					
416000	Grants From Local Units	\$ 5,000	\$ -	\$ -	\$ -
440030	Entertainment	121,779	83,120	117,000	117,050
440032	Advance Tickets	15,263	20,250	22,662	22,662
440034	Gate Tickets	78,764	79,800	84,359	84,359
440036	Exhibitor Tickets	3,806	5,100	4,972	4,900
440038	Booth Rentals	49,661	35,000	59,508	60,000
440040	Fair Retail Sales	8,770	8,500	7,575	8,000
440048	Attraction Percentages	21,797	25,000	9,097	7,000
440050	Fair Jr Livestock	30,385	24,000	-	-
440054	Fair Major Sponsorships	60,407	50,000	57,500	55,000
440302	Fiesta 4H Horse	780	740	880	880
440312	Jr Posse	700	700	580	580
440314	Home Arts	595	595	605	605
440316	Arts/Crafts	329	329	362	362
440318	All Breed Show	520	765	582	582
440320	Fine Arts	213	213	159	159
440322	Photography	191	191	259	259
440324	Flower Show	61	61	48	48
440326	Crops Revenue	71	71	128	128
440328	Open Dairy Cattle	230	230	120	-
440330	Open Goat Show	160	160	185	185
440332	Poultry Show	245	255	510	510
440336	Rabbit Show	250	250	165	165
440340	Miscellaneous Revenue	4,380	2,800	233	233
491500	Over/Short	(11)	-	-	-
<b>Total Revenue</b>		<b>\$ 404,347</b>	<b>\$ 338,130</b>	<b>\$ 367,489</b>	<b>\$ 363,667</b>
<b>EXPENSE:</b>					
<b>Salaries and Wages</b>					
519900	Allocated Salaries and Wages	\$ 32,768	\$ 25,000	\$ 29,441	\$ 30,000
<b>Subtotal for Salaries and Wages</b>		<b>\$ 32,768</b>	<b>\$ 25,000</b>	<b>\$ 29,441</b>	<b>\$ 30,000</b>
<b>Training &amp; Travel</b>					
550000	Training/Travel	\$ 1,806	\$ 5,000	\$ 5,000	\$ 5,000
550005	Mileage Reimbursement	96	150	150	150
550015	Lodging	697	-	-	-
550020	Per Diem	311	-	-	-

## 2024 Approved Budget (Continued)

### 15530195 - County Fair

Object	Description	2022 Actual	2023 Revised Budget	2023 Estimated	2024 Approved
<b>Subtotal for Training &amp; Travel</b>		<b>\$ 2,909</b>	<b>\$ 5,150</b>	<b>\$ 5,150</b>	<b>\$ 5,150</b>
<b>Current Expense</b>					
610100	Reimbursable Sales Tax	\$ 38	\$ -	\$ 9	\$ -
619000	Other Services	25,895	22,000	18,500	22,000
621000	Subscriptions	75	250	250	250
624205	Bank Charges	4,030	-	270	-
630000	Special Projects	1,940	6,500	4,500	5,000
636000	Marketing And Promotions	48,014	75,565	70,000	75,565
640000	Special Supplies	10,391	10,000	10,000	10,000
643500	Complimentary Concessions	7,047	6,000	6,000	8,500
651000	Equipment Rental Expense	82,686	100,000	100,000	94,000
654000	Service Fees	203,820	224,768	221,316	264,768
655000	Board Expenses	870	500	500	500
672000	Premiums	23,059	30,000	16,039	20,000
699000	Sundry	710	200	200	200
<b>Subtotal for Current Expense</b>		<b>\$ 408,574</b>	<b>\$ 475,783</b>	<b>\$ 447,584</b>	<b>\$ 500,783</b>
<b>Interdepartmental</b>					
810000	Interdept Charges	\$ -	\$ 2,700	\$ -	\$ -
811500	Administrative Services	-	4,874	4,874	5,000
<b>Subtotal for Interdepartmental</b>		<b>\$ -</b>	<b>\$ 7,574</b>	<b>\$ 4,874</b>	<b>\$ 5,000</b>
<b>Total Expense</b>		<b>\$ 444,251</b>	<b>\$ 513,507</b>	<b>\$ 487,049</b>	<b>\$ 540,933</b>
<b>Total Additions to (Uses of) Fund Balance</b>		<b>\$ (39,904)</b>	<b>\$ (175,377)</b>	<b>\$ (119,560)</b>	<b>\$ (177,266)</b>

## 2024 Approved Budget

### 16500000 - Culture Parks and Recreation Admin

Object	Description	2022 Actual	2023 Revised Budget	2023 Estimated	2024 Approved
<b>REVENUE:</b>					
440340	Miscellaneous Revenue	\$ 46	\$ -	\$ -	\$ -
495500	Transfers From Other Funds	1,634,942	3,742,955	2,201,305	2,123,967
<b>Total Revenue</b>		<b>\$ 1,634,988</b>	<b>\$ 3,742,955</b>	<b>\$ 2,201,305</b>	<b>\$ 2,123,967</b>
<b>EXPENSE:</b>					
<b>Salaries and Wages</b>					
510000	Salaries And Wages	\$ 305,643	\$ 402,569	\$ 354,702	\$ 429,647
510001	Auto Allowance	10,832	-	1,093	-
510005	Overtime	-	1,000	1,000	2,000
520001	Health/Dental Insurance	38,243	62,189	35,861	50,405
520005	Disability	1,559	1,962	1,485	2,148
520010	Retirement	58,230	73,583	55,928	80,576
520015	FICA	23,064	30,015	21,830	32,868
520020	Termination Pool	10,219	12,752	9,650	11,815
520025	Workers Comp	4,371	5,454	3,982	5,025
<b>Subtotal for Salaries and Wages</b>		<b>\$ 452,160</b>	<b>\$ 589,523</b>	<b>\$ 485,530</b>	<b>\$ 614,486</b>
<b>Training &amp; Travel</b>					
550000	Training/Travel	\$ 4,194	\$ 14,514	\$ 14,514	\$ 20,214
550005	Mileage Reimbursement	926	3,200	3,200	1,500
550010	Transportation	3,251	-	2,476	-
550015	Lodging	2,487	-	268	-
550020	Per Diem	1,169	-	657	-
<b>Subtotal for Training &amp; Travel</b>		<b>\$ 12,027</b>	<b>\$ 17,714</b>	<b>\$ 21,114</b>	<b>\$ 21,714</b>
<b>Current Expense</b>					
555000	Meals/Entertainment	\$ -	\$ 557	\$ 557	\$ 557
610100	Reimbursable Sales Tax	218	-	211	-
620000	Office Expense/Supplies	401	500	784	500
621000	Subscriptions	3,597	12,982	12,982	12,982
624100	Public Relations	1,596	10,000	10,000	10,000
640000	Special Supplies	2,807	23,800	23,800	5,000
670000	Contracted Services	-	197,675	197,675	23,676
<b>Subtotal for Current Expense</b>		<b>\$ 8,619</b>	<b>\$ 245,514</b>	<b>\$ 246,009</b>	<b>\$ 52,715</b>
<b>Debt and Equipment</b>					
761200	Building Improvements	\$ 101	\$ 211,800	\$ 211,800	\$ 57,000
765000	Controlled Assets	3,410	5,000	5,000	5,000
<b>Subtotal for Debt and Equipment</b>		<b>\$ 3,511</b>	<b>\$ 216,800</b>	<b>\$ 216,800</b>	<b>\$ 62,000</b>

## 2024 Approved Budget (Continued)

### 16500000 - Culture Parks and Recreation Admin

Object	Description	2022 Actual	2023 Revised Budget	2023 Estimated	2024 Approved
<b>Interdepartmental</b>					
810020	Interdept Charges Telephone	\$ 254	\$ 359	\$ 359	\$ 718
810040	Interdept Charges Computer	237	884	884	1,562
810050	Interdept Charg Risk Mgmt	1,785	1,150	1,150	1,771
811500	Administrative Services	-	16,105	16,105	18,000
<b>Subtotal for Interdepartmental</b>		<b>\$ 2,276</b>	<b>\$ 18,498</b>	<b>\$ 18,498</b>	<b>\$ 22,051</b>
<b>Total Expense</b>		<b>\$ 478,592</b>	<b>\$ 1,088,049</b>	<b>\$ 987,951</b>	<b>\$ 772,966</b>
<b>Total Additions to (Uses of) Fund Balance</b>		<b>\$ 1,156,395</b>	<b>\$ 2,654,907</b>	<b>\$ 1,213,354</b>	<b>\$ 1,351,001</b>

## 2024 Approved Budget 16505180 - Recreation

Object	Description	2022 Actual	2023 Revised Budget	2023 Estimated	2024 Approved
<b>REVENUE:</b>					
440000	Recreation Fees	\$ 64,145	\$ 65,000	\$ 65,000	\$ 65,000
440056	Soccer Fields	15,503	10,000	10,000	10,000
440057	Softball Fields	24,725	14,000	13,500	14,000
440059	Recreation Hall	13,900	12,000	13,900	13,000
440060	Basketball	129,085	110,000	114,000	114,000
440062	Sundry Revenue	160	-	3,000	1,000
441001	Pavilion Rental	3,150	2,700	2,500	2,500
441018	Equipment Rental Revenue	7,230	5,500	6,500	6,000
450030	Contracted Vendors Revenue	9,710	5,000	5,000	5,000
<b>Total Revenue</b>		<b>\$ 267,608</b>	<b>\$ 224,200</b>	<b>\$ 233,400</b>	<b>\$ 230,500</b>
<b>EXPENSE:</b>					
<b>Salaries and Wages</b>					
510000	Salaries And Wages	\$ 328,534	\$ 396,742	\$ 366,638	\$ 422,463
510005	Overtime	1,560	-	467	-
519900	Allocated Salaries and Wages	(485)	-	-	-
520001	Health/Dental Insurance	35,820	46,811	46,800	52,288
520005	Disability	651	734	632	801
520010	Retirement	24,496	28,213	23,917	30,477
520015	FICA	24,095	29,506	22,383	32,318
520020	Termination Pool	4,231	4,769	4,106	4,408
520025	Workers Comp	4,094	4,863	3,795	5,327
<b>Subtotal for Salaries and Wages</b>		<b>\$ 422,996</b>	<b>\$ 511,639</b>	<b>\$ 468,739</b>	<b>\$ 548,082</b>
<b>Training &amp; Travel</b>					
550000	Training/Travel	\$ 1,431	\$ 1,500	\$ 500	\$ 1,500
550005	Mileage Reimbursement	33	-	-	-
<b>Subtotal for Training &amp; Travel</b>		<b>\$ 1,464</b>	<b>\$ 1,500</b>	<b>\$ 500</b>	<b>\$ 1,500</b>
<b>Current Expense</b>					
555000	Meals/Entertainment	\$ -	\$ -	\$ 87	\$ -
610100	Reimbursable Sales Tax	19	-	-	-
620000	Office Expense/Supplies	831	500	500	500
624205	Bank Charges	3,885	2,500	2,500	4,000
625000	Equipment Maintenance	10,111	10,000	6,000	7,500
625200	Fuel Expense	-	-	2,362	2,500
626000	Building Maintenance	25,366	15,000	20,976	27,000
627000	Utilities	35,642	70,519	70,519	60,519

## 2024 Approved Budget (Continued)

### 16505180 - Recreation

Object	Description	2022 Actual	2023 Revised Budget	2023 Estimated	2024 Approved
640000	Special Supplies	10,654	13,300	12,300	13,300
641000	League Prizes	8,097	8,000	8,000	8,000
654000	Service Fees	2,000	750	750	2,000
<b>Subtotal for Current Expense</b>		<b>\$ 96,605</b>	<b>\$ 120,569</b>	<b>\$ 123,994</b>	<b>\$ 125,319</b>
<b>Debt and Equipment</b>					
761200	Building Improvements	\$ 31,817	\$ 35,000	\$ 35,000	\$ -
761400	Improvements	209,963	-	-	-
764000	Capital Equipment	35,467	-	-	-
765000	Controlled Assets	1,908	-	-	4,000
<b>Subtotal for Debt and Equipment</b>		<b>\$ 279,155</b>	<b>\$ 35,000</b>	<b>\$ 35,000</b>	<b>\$ 4,000</b>
<b>Interdepartmental</b>					
810010	Interdept Charges Print Copy	\$ 1,962	\$ 1,975	\$ 1,975	\$ 1,985
810020	Interdept Charges Telephone	6,555	8,618	8,618	1,437
810030	Interdept Charges Fleet	394	225	225	225
810040	Interdept Charges Computer	2,242	2,774	2,774	2,779
810050	Interdept Charg Risk Mgmt	6,275	6,213	6,213	13,137
811500	Administrative Services	-	61,759	61,759	35,700
<b>Subtotal for Interdepartmental</b>		<b>\$ 17,427</b>	<b>\$ 81,565</b>	<b>\$ 81,565</b>	<b>\$ 55,262</b>
<b>Total Expense</b>		<b>\$ 817,648</b>	<b>\$ 750,272</b>	<b>\$ 709,797</b>	<b>\$ 734,164</b>
<b>Total Additions to (Uses of) Fund Balance</b>		<b>\$ (550,040)</b>	<b>\$ (526,072)</b>	<b>\$ (476,397)</b>	<b>\$ (503,664)</b>

## 2024 Approved Budget 16510000 - Parks Admin

Object	Description	2022 Actual	2023 Revised Budget	2023 Estimated	2024 Approved
<b>REVENUE:</b>					
416000	Grants From Local Units	\$ 14,963	\$ -	\$ -	\$ -
491500	Over/Short	250	-	-	-
<b>Total Revenue</b>		<b>\$ 15,213</b>	<b>\$ -</b>	<b>\$ -</b>	<b>\$ -</b>
<b>EXPENSE:</b>					
<b>Salaries and Wages</b>					
510000	Salaries And Wages	\$ 291,806	\$ 336,743	\$ 321,793	\$ 355,357
510005	Overtime	3,516	-	1,295	-
520001	Health/Dental Insurance	37,684	43,967	41,808	46,723
520005	Disability	1,452	1,493	1,315	1,635
520010	Retirement	56,548	57,551	50,677	63,021
520015	FICA	21,700	24,973	19,831	27,185
520020	Termination Pool	9,438	9,705	8,547	8,992
520025	Workers Comp	4,105	4,538	3,769	4,939
<b>Subtotal for Salaries and Wages</b>		<b>\$ 426,248</b>	<b>\$ 478,970</b>	<b>\$ 449,034</b>	<b>\$ 507,852</b>
<b>Training &amp; Travel</b>					
550000	Training/Travel	\$ 3,781	\$ 7,500	\$ 3,000	\$ 5,500
550005	Mileage Reimbursement	814	1,500	1,500	1,500
550010	Transportation	566	-	-	-
550015	Lodging	1,064	-	-	-
550020	Per Diem	238	-	-	-
<b>Subtotal for Training &amp; Travel</b>		<b>\$ 6,463</b>	<b>\$ 9,000</b>	<b>\$ 4,500</b>	<b>\$ 7,000</b>
<b>Current Expense</b>					
555000	Meals/Entertainment	\$ 26	\$ 300	\$ 300	\$ 300
610100	Reimbursable Sales Tax	30	-	3	-
620000	Office Expense/Supplies	375	800	400	550
621000	Subscriptions	887	500	773	750
624205	Bank Charges	3,885	3,500	3,500	3,500
625000	Equipment Maintenance	63,936	30,000	30,000	15,000
625200	Fuel Expense	-	-	21,349	15,000
626000	Building Maintenance	268	-	18	-
630000	Special Projects	16,020	10,000	10,000	20,000
654000	Service Fees	2,000	1,000	1,000	1,000
<b>Subtotal for Current Expense</b>		<b>\$ 87,427</b>	<b>\$ 46,100</b>	<b>\$ 67,343</b>	<b>\$ 56,100</b>
<b>Debt and Equipment</b>					
764000	Capital Equipment	\$ 10,204	\$ -	\$ -	\$ -



## 2024 Approved Budget (Continued)

### 16510000 - Parks Admin

Object	Description	2022 Actual	2023 Revised Budget	2023 Estimated	2024 Approved
<b>Subtotal for Debt and Equipment</b>		<b>\$ 10,204</b>	<b>\$ -</b>	<b>\$ -</b>	<b>\$ -</b>
<b>Interdepartmental</b>					
810020	Interdept Charges Telephone	\$ 4,136	\$ 718	\$ 718	\$ 6,106
810030	Interdept Charges Fleet	27,279	25,814	25,814	10,347
810050	Interdept Charg Risk Mgmt	7,478	9,194	9,194	18,371
811500	Administrative Services	-	25,768	25,768	27,000
<b>Subtotal for Interdepartmental</b>		<b>\$ 38,893</b>	<b>\$ 61,495</b>	<b>\$ 61,495</b>	<b>\$ 61,824</b>
<b>Total Expense</b>		<b>\$ 569,236</b>	<b>\$ 595,565</b>	<b>\$ 582,372</b>	<b>\$ 632,776</b>
<b>Total Additions to (Uses of) Fund Balance</b>		<b>\$ (554,023)</b>	<b>\$ (595,565)</b>	<b>\$ (582,372)</b>	<b>\$ (632,776)</b>

## 2024 Approved Budget

### 16510170 - Parks Ft Buenaventura

Object	Description	2022 Actual	2023 Revised Budget	2023 Estimated	2024 Approved
<b>REVENUE:</b>					
416000	Grants From Local Units	\$ 8,070	\$ 1,800	\$ 1,800	\$ 1,800
440340	Miscellaneous Revenue	341	-	-	-
440528	Sponsorships	1,000	1,000	3,000	1,000
441000	Rent Revenue	15,790	11,000	6,500	12,000
441002	Event Rental	2,844	3,000	300	3,000
441006	Camp Sites	22,701	22,000	9,500	22,000
441008	Day Use	1,065	850	600	850
441010	Canoe Rental	10	10	-	25
441012	Ticket Sales	13,015	10,000	2,600	11,000
441013	Leagues and Classes	4,106	400	1,700	1,000
441014	Vendor Fees	19,936	13,750	8,500	14,000
441018	Equipment Rental Revenue	285	285	165	400
450030	Contracted Vendors Revenue	7,262	-	-	7,200
<b>Total Revenue</b>		<b>\$ 96,426</b>	<b>\$ 64,095</b>	<b>\$ 34,665</b>	<b>\$ 74,275</b>
<b>EXPENSE:</b>					
<b>Salaries and Wages</b>					
510000	Salaries And Wages	\$ 21,892	\$ 26,114	\$ 20,996	\$ 26,060
520015	FICA	1,675	1,946	1,344	1,994
520025	Workers Comp	304	354	244	362
<b>Subtotal for Salaries and Wages</b>		<b>\$ 23,870</b>	<b>\$ 28,414</b>	<b>\$ 22,583</b>	<b>\$ 28,416</b>
<b>Current Expense</b>					
624205	Bank Charges	\$ -	\$ 750	\$ -	\$ -
626000	Building Maintenance	6,214	10,000	10,000	10,000
627000	Utilities	11,659	8,502	11,900	12,752
628600	Telephone	61	-	507	1,450
636000	Marketing And Promotions	-	500	-	-
640000	Special Supplies	2,297	4,000	4,000	4,000
<b>Subtotal for Current Expense</b>		<b>\$ 20,232</b>	<b>\$ 23,752</b>	<b>\$ 26,407</b>	<b>\$ 28,202</b>
<b>Debt and Equipment</b>					
761200	Building Improvements	\$ 4,437	\$ 45,563	\$ 45,563	\$ -
761400	Improvements	9,367	25,000	25,000	-
<b>Subtotal for Debt and Equipment</b>		<b>\$ 13,804</b>	<b>\$ 70,563</b>	<b>\$ 70,563</b>	<b>\$ -</b>

## 2024 Approved Budget (Continued)

### 16510170 - Parks Ft Buenaventura

Object	Description	2022 Actual	2023 Revised Budget	2023 Estimated	2024 Approved
<b>Interdepartmental</b>					
810020	Interdept Charges Telephone	\$ 216	\$ 1,295	\$ 1,295	\$ -
811500	Administrative Services	-	1,874	1,874	3,000
<b>Subtotal for Interdepartmental</b>		<b>\$ 216</b>	<b>\$ 3,169</b>	<b>\$ 3,169</b>	<b>\$ 3,000</b>
<b>Total Expense</b>		<b>\$ 58,123</b>	<b>\$ 125,897</b>	<b>\$ 122,722</b>	<b>\$ 59,618</b>
<b>Total Additions to (Uses of) Fund Balance</b>		<b>\$ 38,303</b>	<b>\$ (61,802)</b>	<b>\$ (88,057)</b>	<b>\$ 14,657</b>

## 2024 Approved Budget

### 16510172 - Parks North Fork

Object	Description	2022 Actual	2023 Revised Budget	2023 Estimated	2024 Approved
<b>REVENUE:</b>					
415000	State Grants	\$ 44,825	\$ -	\$ -	\$ -
416000	Grants From Local Units	11,460	1,000	1,000	-
441000	Rent Revenue	42,769	36,000	40,000	38,000
441002	Event Rental	12,660	6,000	11,000	8,500
441004	Stall Rental	1,035	550	400	400
441006	Camp Sites	116,267	95,000	125,000	110,000
441016	Overnight Parking	40	50	90	80
441018	Equipment Rental Revenue	290	250	400	400
450035	Retail Revenue	3,979	2,150	4,700	3,000
<b>Total Revenue</b>		<b>\$ 233,323</b>	<b>\$ 141,000</b>	<b>\$ 182,590</b>	<b>\$ 160,380</b>
<b>EXPENSE:</b>					
<b>Salaries and Wages</b>					
510000	Salaries And Wages	\$ 43,134	\$ 52,336	\$ 41,393	\$ 58,340
520015	FICA	3,300	3,901	2,649	4,463
520025	Workers Comp	600	709	481	811
<b>Subtotal for Salaries and Wages</b>		<b>\$ 47,033</b>	<b>\$ 56,946</b>	<b>\$ 44,523</b>	<b>\$ 63,614</b>
<b>Current Expense</b>					
624205	Bank Charges	\$ 1,669	\$ 1,500	\$ 1,768	\$ 2,700
626000	Building Maintenance	19,762	12,500	12,500	12,500
627000	Utilities	3,060	2,400	2,400	2,400
628600	Telephone	95	-	-	1,225
630000	Special Projects	-	1,000	1,000	-
640000	Special Supplies	1,307	2,000	2,000	2,000
<b>Subtotal for Current Expense</b>		<b>\$ 25,894</b>	<b>\$ 19,400</b>	<b>\$ 19,668</b>	<b>\$ 20,825</b>
<b>Debt and Equipment</b>					
761200	Building Improvements	\$ -	\$ 6,000	\$ 6,000	\$ -
761400	Improvements	154,090	25,000	25,000	20,000
765000	Controlled Assets	1,100	2,000	2,000	2,000
<b>Subtotal for Debt and Equipment</b>		<b>\$ 155,190</b>	<b>\$ 33,000</b>	<b>\$ 33,000</b>	<b>\$ 22,000</b>
<b>Interdepartmental</b>					
810020	Interdept Charges Telephone	\$ 192	\$ 1,154	\$ 1,154	\$ -
811500	Administrative Services	-	5,388	5,388	7,300
<b>Subtotal for Interdepartmental</b>		<b>\$ 192</b>	<b>\$ 6,542</b>	<b>\$ 6,542</b>	<b>\$ 7,300</b>
<b>Total Expense</b>		<b>\$ 228,310</b>	<b>\$ 115,887</b>	<b>\$ 103,733</b>	<b>\$ 113,739</b>
<b>Total Additions to (Uses of) Fund Balance</b>		<b>\$ 5,013</b>	<b>\$ 25,113</b>	<b>\$ 78,857</b>	<b>\$ 46,641</b>

## 2024 Approved Budget

### 16510174 - Parks Weber Memorial

Object	Description	2022 Actual	2023 Revised Budget	2023 Estimated	2024 Approved
<b>REVENUE:</b>					
440340	Miscellaneous Revenue	\$ 3,000	\$ -	\$ -	\$ -
441000	Rent Revenue	36,201	13,500	39,000	40,000
441002	Event Rental	9,520	7,000	-	-
441006	Camp Sites	69,219	75,000	75,000	75,000
441016	Overnight Parking	120	125	50	100
450035	Retail Revenue	1,791	1,500	2,700	2,000
<b>Total Revenue</b>		<b>\$ 119,852</b>	<b>\$ 97,125</b>	<b>\$ 116,750</b>	<b>\$ 117,100</b>
<b>EXPENSE:</b>					
<b>Salaries and Wages</b>					
510000	Salaries And Wages	\$ 23,478	\$ 25,500	\$ 23,951	\$ 28,474
520015	FICA	1,796	1,900	1,533	2,178
520025	Workers Comp	326	345	278	396
<b>Subtotal for Salaries and Wages</b>		<b>\$ 25,601</b>	<b>\$ 27,745</b>	<b>\$ 25,762</b>	<b>\$ 31,049</b>
<b>Training &amp; Travel</b>					
550005	Mileage Reimbursement	\$ -	\$ 800	\$ 800	\$ 800
<b>Subtotal for Training &amp; Travel</b>		<b>\$ -</b>	<b>\$ 800</b>	<b>\$ 800</b>	<b>\$ 800</b>
<b>Current Expense</b>					
624205	Bank Charges	\$ 918	\$ 750	\$ 750	\$ 1,250
626000	Building Maintenance	7,219	10,000	10,000	10,000
627000	Utilities	5,678	3,500	5,700	5,700
628600	Telephone	45	-	274	560
640000	Special Supplies	734	1,000	1,000	1,000
<b>Subtotal for Current Expense</b>		<b>\$ 14,594</b>	<b>\$ 15,250</b>	<b>\$ 17,724</b>	<b>\$ 18,510</b>
<b>Debt and Equipment</b>					
761400	Improvements	\$ 6,317	\$ 3,000	\$ -	\$ -
765000	Controlled Assets	-	1,100	1,100	1,100
<b>Subtotal for Debt and Equipment</b>		<b>\$ 6,317</b>	<b>\$ 4,100</b>	<b>\$ 1,100</b>	<b>\$ 1,100</b>
<b>Interdepartmental</b>					
810020	Interdept Charges Telephone	\$ 90	\$ 539	\$ 539	\$ -
811500	Administrative Services	-	2,055	2,055	2,700
<b>Subtotal for Interdepartmental</b>		<b>\$ 90</b>	<b>\$ 2,594</b>	<b>\$ 2,594</b>	<b>\$ 2,700</b>
<b>Total Expense</b>		<b>\$ 46,602</b>	<b>\$ 50,489</b>	<b>\$ 47,980</b>	<b>\$ 54,159</b>
<b>Total Additions to (Uses of) Fund Balance</b>		<b>\$ 73,250</b>	<b>\$ 46,636</b>	<b>\$ 68,770</b>	<b>\$ 62,941</b>

## 2024 Approved Budget

### 16510175 - Pineview Dam

Object	Description	2022 Actual	2023 Revised Budget	2023 Estimated	2024 Approved
<b>REVENUE:</b>					
440340	Miscellaneous Revenue	\$ 31,373	\$ -	\$ 30,000	\$ 30,000
440540	Parking Revenue	-	18,000	-	-
<b>Total Revenue</b>		<b>\$ 31,373</b>	<b>\$ 18,000</b>	<b>\$ 30,000</b>	<b>\$ 30,000</b>
<b>EXPENSE:</b>					
<b>Current Expense</b>					
626000	Building Maintenance	\$ 4,335	\$ 6,000	\$ 4,500	\$ 6,000
<b>Subtotal for Current Expense</b>		<b>\$ 4,335</b>	<b>\$ 6,000</b>	<b>\$ 4,500</b>	<b>\$ 6,000</b>
<b>Interdepartmental</b>					
811500	Administrative Services	\$ -	\$ 124	\$ 124	\$ 100
<b>Subtotal for Interdepartmental</b>		<b>\$ -</b>	<b>\$ 124</b>	<b>\$ 124</b>	<b>\$ 100</b>
<b>Total Expense</b>		<b>\$ 4,335</b>	<b>\$ 6,124</b>	<b>\$ 4,624</b>	<b>\$ 6,100</b>
<b>Total Additions to (Uses of) Fund Balance</b>		<b>\$ 27,038</b>	<b>\$ 11,876</b>	<b>\$ 25,376</b>	<b>\$ 23,900</b>

## 2024 Approved Budget

### 16510176 - Observatory Park

Object	Description	2022 Actual	2023 Revised Budget	2023 Estimated	2024 Approved
<b>REVENUE:</b>					
440528	Sponsorships	\$ 22,700	\$ 18,000	\$ 18,500	\$ 18,500
441002	Event Rental	-	2,000	2,900	2,400
441012	Ticket Sales	92,634	87,000	92,500	90,000
441013	Leagues and Classes	31,525	27,000	28,000	28,000
441014	Vendor Fees	19,151	19,000	19,000	19,000
441018	Equipment Rental Revenue	5,014	6,700	4,500	5,000
450035	Retail Revenue	5,793	5,500	5,900	5,600
<b>Total Revenue</b>		<b>\$ 176,816</b>	<b>\$ 165,200</b>	<b>\$ 171,300</b>	<b>\$ 168,500</b>
<b>EXPENSE:</b>					
<b>Salaries and Wages</b>					
510000	Salaries And Wages	\$ 136,725	\$ 159,705	\$ 159,493	\$ 166,560
520001	Health/Dental Insurance	13,936	16,465	16,465	17,391
520005	Disability	328	339	300	372
520010	Retirement	13,217	13,554	11,994	14,841
520015	FICA	10,388	11,874	10,009	12,742
520020	Termination Pool	2,130	2,206	1,952	2,044
520025	Workers Comp	1,928	2,158	1,854	2,315
<b>Subtotal for Salaries and Wages</b>		<b>\$ 178,651</b>	<b>\$ 206,301</b>	<b>\$ 202,068</b>	<b>\$ 216,264</b>
<b>Training &amp; Travel</b>					
550000	Training/Travel	\$ 198	\$ 1,250	\$ 1,250	\$ 1,250
<b>Subtotal for Training &amp; Travel</b>		<b>\$ 198</b>	<b>\$ 1,250</b>	<b>\$ 1,250</b>	<b>\$ 1,250</b>
<b>Current Expense</b>					
610100	Reimbursable Sales Tax	\$ 9	\$ -	\$ -	\$ -
620000	Office Expense/Supplies	1,660	2,000	2,000	2,000
621000	Subscriptions	673	1,000	1,000	1,000
624205	Bank Charges	3,804	3,100	3,100	3,400
625000	Equipment Maintenance	974	2,750	2,750	2,750
625200	Fuel Expense	-	-	2,366	2,400
626000	Building Maintenance	18,599	15,250	18,850	18,850
627000	Utilities	16,907	29,600	20,000	20,000
628000	Telephone	-	-	3,600	3,600
636000	Marketing And Promotions	-	500	500	500
640000	Special Supplies	31,735	30,000	28,500	30,000
640034	Pro Shop Inventory	1,337	1,500	-	-
641000	League Prizes	2,934	1,500	3,500	3,000

## 2024 Approved Budget (Continued)

### 16510176 - Observatory Park

Object	Description	2022 Actual	2023 Revised Budget	2023 Estimated	2024 Approved
641500	Tournament Prizes	1,331	1,500	1,500	1,500
<b>Subtotal for Current Expense</b>		<b>\$ 79,963</b>	<b>\$ 88,700</b>	<b>\$ 87,666</b>	<b>\$ 89,000</b>
<b>Debt and Equipment</b>					
765000	Controlled Assets	\$ -	\$ 1,000	\$ 2,439	\$ 1,000
<b>Subtotal for Debt and Equipment</b>		<b>\$ -</b>	<b>\$ 1,000</b>	<b>\$ 2,439</b>	<b>\$ 1,000</b>
<b>Interdepartmental</b>					
810020	Interdept Charges Telephone	\$ 346	\$ 2,076	\$ 2,076	\$ 718
810030	Interdept Charges Fleet	225	225	225	225
810050	Interdept Charg Risk Mgmt	4,125	966	966	-
811500	Administrative Services	-	9,949	9,949	12,200
<b>Subtotal for Interdepartmental</b>		<b>\$ 4,696</b>	<b>\$ 13,216</b>	<b>\$ 13,216</b>	<b>\$ 13,143</b>
<b>Total Expense</b>		<b>\$ 263,508</b>	<b>\$ 310,467</b>	<b>\$ 306,638</b>	<b>\$ 320,658</b>
<b>Total Additions to (Uses of) Fund Balance</b>		<b>\$ (86,692)</b>	<b>\$ (145,267)</b>	<b>\$ (135,338)</b>	<b>\$ (152,158)</b>



## 2024 Approved Budget

### 16560000 - Gun Range

Object	Description	2022 Actual	2023 Revised Budget	2023 Estimated	2024 Approved
<b>REVENUE:</b>					
415000	State Grants	\$ -	\$ -	\$ 18,000	\$ -
416000	Grants From Local Units	-	32,963	32,963	-
430050	Service Fees	116,381	97,500	116,000	112,000
432000	Other Fees	96,376	72,500	72,500	72,500
440528	Sponsorships	1,000	2,000	2,000	2,000
440544	Retail Revenue	67,550	45,000	54,000	50,000
440546	Miscellaneous Revenue	13,547	8,000	18,500	12,500
441002	Event Rental	10,690	9,000	10,600	10,000
441014	Vendor Fees	7,922	8,000	4,000	5,500
491500	Over/Short	(115)	-	-	-
<b>Total Revenue</b>		<b>\$ 313,351</b>	<b>\$ 274,963</b>	<b>\$ 328,563</b>	<b>\$ 264,500</b>
<b>EXPENSE:</b>					
<b>Salaries and Wages</b>					
510000	Salaries And Wages	\$ 170,592	\$ 195,980	\$ 187,508	\$ 206,384
510005	Overtime	125	-	154	-
520001	Health/Dental Insurance	40,362	44,204	44,204	57,732
520005	Disability	802	853	737	934
520010	Retirement	30,757	32,341	27,944	35,413
520015	FICA	12,120	14,108	11,132	15,788
520020	Termination Pool	5,213	5,546	4,791	5,138
520025	Workers Comp	952	1,026	855	1,185
<b>Subtotal for Salaries and Wages</b>		<b>\$ 260,924</b>	<b>\$ 294,059</b>	<b>\$ 277,325</b>	<b>\$ 322,576</b>
<b>Training &amp; Travel</b>					
550000	Training/Travel	\$ 584	\$ 2,000	\$ 400	\$ 2,000
<b>Subtotal for Training &amp; Travel</b>		<b>\$ 584</b>	<b>\$ 2,000</b>	<b>\$ 400</b>	<b>\$ 2,000</b>
<b>Current Expense</b>					
555000	Meals/Entertainment	\$ 3,315	\$ 3,000	\$ 3,000	\$ 3,000
610000	Purchasing Card	-	-	64	-
610100	Reimbursable Sales Tax	87	-	-	-
620000	Office Expense/Supplies	2,537	2,500	2,500	2,500
624205	Bank Charges	6,088	4,000	4,698	6,000
625000	Equipment Maintenance	8,295	5,000	5,000	5,000
625200	Fuel Expense	-	-	1,497	1,900
626000	Building Maintenance	16,475	16,000	16,000	19,600
627000	Utilities	32,328	26,000	29,008	36,000

## 2024 Approved Budget (Continued)

### 16560000 - Gun Range

Object	Description	2022 Actual	2023 Revised Budget	2023 Estimated	2024 Approved
628000	Telephone	287	3,600	3,600	3,600
640000	Special Supplies	20,501	15,000	8,000	15,000
640022	Quartermaster	3,346	4,000	4,427	4,000
640034	Pro Shop Inventory	15,307	16,000	12,000	14,500
640036	Cleaning Supplies	4,304	3,500	3,500	3,500
<b>Subtotal for Current Expense</b>		<b>\$ 112,870</b>	<b>\$ 98,600</b>	<b>\$ 93,294</b>	<b>\$ 114,600</b>
<b>Debt and Equipment</b>					
761200	Building Improvements	\$ 19,148	\$ 36,963	\$ 34,000	\$ -
764000	Capital Equipment	9,910	-	-	-
765000	Controlled Assets	5,629	5,000	1,500	5,000
<b>Subtotal for Debt and Equipment</b>		<b>\$ 34,688</b>	<b>\$ 41,963</b>	<b>\$ 35,500</b>	<b>\$ 5,000</b>
<b>Interdepartmental</b>					
810020	Interdept Charges Telephone	\$ 2,048	\$ 1,796	\$ 1,796	\$ 1,796
810030	Interdept Charges Fleet	450	450	450	450
810040	Interdept Charges Computer	1,425	1,662	1,662	1,368
810050	Interdept Chrg Risk Mgmt	9,606	8,647	8,647	12,352
811500	Administrative Services	-	13,681	13,681	14,900
<b>Subtotal for Interdepartmental</b>		<b>\$ 13,529</b>	<b>\$ 26,236</b>	<b>\$ 26,236</b>	<b>\$ 30,866</b>
<b>Total Expense</b>		<b>\$ 422,596</b>	<b>\$ 462,857</b>	<b>\$ 432,754</b>	<b>\$ 475,043</b>
<b>Total Additions to (Uses of) Fund Balance</b>		<b>\$ (109,245)</b>	<b>\$ (187,894)</b>	<b>\$ (104,191)</b>	<b>\$ (210,543)</b>

# Library Fund

This special revenue fund accounts for the operations of the County’s main library and four branches. The Library Fund’s principal revenue source is property taxes.

## 2024 Approved Budget by Fund Library Fund

	2022 Actual	2023 Estimated	2024 Approved
<b>REVENUE:</b>			
<b>Taxes and Other Revenue</b>			
Charges For Services	\$ 130,043	\$ 133,000	\$ 143,000
Intergovernmental	64,887	32,551	32,551
License And Fees	676,266	656,000	656,000
Other Financing	57,727	91,988	85,000
Taxes	12,798,990	13,104,300	14,437,000
<b>Taxes and Other Revenue</b>	<b>\$ 13,727,913</b>	<b>\$ 14,017,839</b>	<b>\$ 15,353,551</b>
<b>Total Revenue</b>	<b>\$ 13,727,913</b>	<b>\$ 14,017,839</b>	<b>\$ 15,353,551</b>
<b>EXPENSE:</b>			
<b>Library Services</b>			
Library	\$ 12,770,380	\$ 13,812,364	\$ 15,520,399
<b>Library Services</b>	<b>\$ 12,770,380</b>	<b>\$ 13,812,364</b>	<b>\$ 15,520,399</b>
<b>Total Expense</b>	<b>\$ 12,770,380</b>	<b>\$ 13,812,364</b>	<b>\$ 15,520,399</b>
<b>Library Fund - Additions to (Uses of) Fund Balance</b>	<b>\$ 957,533</b>	<b>\$ 205,475</b>	<b>\$ (166,848)</b>

## 2024 Approved Budget 20600000 - Library System

Object	Description	2022 Actual	2023 Revised Budget	2023 Estimated	2024 Approved
<b>REVENUE:</b>					
401000	Current Property Taxes	\$ 12,474,119	\$ 12,847,812	\$ 12,828,300	\$ 14,161,000
401005	Interest on Current Prop Tax	27,073	-	-	-
401010	Delinquent Taxes	289,131	309,000	266,000	266,000
401020	Interest On Delinquent Taxes	8,668	10,000	10,000	10,000
410000	Federal Grants	27,687	-	-	-
415000	State Grants	33,160	45,405	32,551	32,551
416000	Grants From Local Units	4,040	4,040	-	-
420000	Registered Vehicle Fees	676,266	644,000	656,000	656,000
432052	Book Replacement Fees	31,069	34,500	32,000	34,000
441000	Rent Revenue	1,600	18,000	3,000	5,000
441005	Meeting Room Rent	22,174	28,000	18,000	22,000
445000	Fines And Fees	75,200	80,000	80,000	82,000
491000	Sundry Revenue	57,687	79,500	82,000	84,000
491500	Over/Short	39	-	(12)	-
497500	Interest	-	10,000	10,000	1,000
<b>Total Revenue</b>		<b>\$ 13,727,913</b>	<b>\$ 14,110,257</b>	<b>\$ 14,017,839</b>	<b>\$ 15,353,551</b>
<b>EXPENSE:</b>					
<b>Salaries and Wages</b>					
510000	Salaries And Wages	\$ 6,116,735	\$ 7,071,349	\$ 6,719,790	\$ 7,481,782
510001	Auto Allowance	6,620	-	668	-
510005	Overtime	718	-	17	91,948
510500	Employee Incentives	14,410	-	5,673	-
519900	Allocated Salaries and Wages	-	(216,700)	-	-
520001	Health/Dental Insurance	757,527	891,522	686,525	998,765
520005	Disability	29,802	32,785	27,276	35,804
520010	Retirement	1,122,442	1,243,598	1,015,595	1,357,536
520015	FICA	454,095	524,423	418,909	571,314
520020	Termination Pool	197,505	216,938	180,764	200,478
520025	Workers Comp	9,505	13,596	7,078	10,839
<b>Subtotal for Salaries and Wages</b>		<b>\$ 8,709,358</b>	<b>\$ 9,777,511</b>	<b>\$ 9,062,296</b>	<b>\$ 10,748,467</b>
<b>Training &amp; Travel</b>					
550000	Training/Travel	\$ 26,271	\$ 57,441	\$ 30,000	\$ 35,000
550010	Transportation	8,645	-	6,668	6,000
550015	Lodging	17,254	-	8,071	8,000
<b>Subtotal for Training &amp; Travel</b>		<b>\$ 52,170</b>	<b>\$ 57,441</b>	<b>\$ 44,738</b>	<b>\$ 49,000</b>

## 2024 Approved Budget (Continued)

### 20600000 - Library System

Object	Description	2022 Actual	2023 Revised Budget	2023 Estimated	2024 Approved
<b>Current Expense</b>					
610100	Reimbursable Sales Tax	\$ 66	\$ -	\$ 72	\$ -
620000	Office Expense/Supplies	39,365	43,193	35,000	35,000
620010	Postage	17,375	24,032	16,000	16,000
624205	Bank Charges	5,961	5,006	5,277	5,277
625000	Equipment Maintenance	172,757	265,774	265,774	265,774
625100	Vehicle Maintenance	462	14,861	5,861	5,861
625200	Fuel Expense	-	-	9,000	9,000
625300	Software Maint	312,024	349,692	395,000	362,724
626000	Building Maintenance	441,568	425,974	431,000	418,742
627000	Utilities	375,303	367,314	380,000	370,237
628000	Telephone	18,224	25,466	28,000	25,466
635000	Special Services	212,364	262,805	262,805	262,805
640000	Special Supplies	275,843	323,452	323,452	323,452
699000	Sundry	-	-	-	303,000
<b>Subtotal for Current Expense</b>		<b>\$ 1,871,313</b>	<b>\$ 2,107,570</b>	<b>\$ 2,157,241</b>	<b>\$ 2,403,338</b>
<b>Debt and Equipment</b>					
761200	Building Improvements	\$ 199,107	\$ 443,918	\$ 443,918	\$ 168,800
763000	Software	23,500	-	-	-
764000	Capital Equipment	117,365	194,109	194,109	167,801
765000	Controlled Assets	84,919	169,374	169,374	116,971
771000	Library Books/Materials	1,333,891	1,350,117	1,350,117	1,350,117
<b>Subtotal for Debt and Equipment</b>		<b>\$ 1,758,782</b>	<b>\$ 2,157,517</b>	<b>\$ 2,157,517</b>	<b>\$ 1,803,688</b>
<b>Interdepartmental</b>					
810010	Interdept Charges Print Copy	\$ 9,300	\$ 8,996	\$ 8,996	\$ 8,996
810030	Interdept Charges Fleet	300	225	225	325
810050	Interdept Charg Risk Mgmt	160,158	153,502	153,502	227,284
811500	Administrative Services	209,000	227,849	227,849	279,300
<b>Subtotal for Interdepartmental</b>		<b>\$ 378,757</b>	<b>\$ 390,572</b>	<b>\$ 390,572</b>	<b>\$ 515,905</b>
<b>Total Expense</b>		<b>\$ 12,770,380</b>	<b>\$ 14,490,612</b>	<b>\$ 13,812,364</b>	<b>\$ 15,520,399</b>
<b>Total Additions to (Uses of) Fund Balance</b>		<b>\$ 957,533</b>	<b>\$ (380,355)</b>	<b>\$ 205,475</b>	<b>\$ (166,848)</b>

# Paramedic Fund

This special revenue fund accounts for the County’s paramedic services. The principal revenue source is property taxes.

## 2024 Approved Budget by Fund

### Paramedic Fund

	2022 Actual	2023 Estimated	2024 Approved
<b>REVENUE:</b>			
<b>Taxes and Other Revenue</b>			
License And Fees	\$ 175,091	\$ 170,000	\$ 175,000
Other Financing	30,293	20,000	20,000
Taxes	3,329,206	3,388,500	3,586,000
<b>Taxes and Other Revenue</b>	<b>\$ 3,534,590</b>	<b>\$ 3,578,500</b>	<b>\$ 3,781,000</b>
<b>Total Revenue</b>	<b>\$ 3,534,590</b>	<b>\$ 3,578,500</b>	<b>\$ 3,781,000</b>
<b>EXPENSE:</b>			
<b>Public Safety</b>			
Paramedic	\$ 3,034,168	\$ 3,752,315	\$ 4,100,783
<b>Public Safety</b>	<b>\$ 3,034,168</b>	<b>\$ 3,752,315</b>	<b>\$ 4,100,783</b>
<b>Total Expense</b>	<b>\$ 3,034,168</b>	<b>\$ 3,752,315</b>	<b>\$ 4,100,783</b>
<b>Paramedic Fund - Additions to (Uses of) Fund Balance</b>	<b>\$ 500,422</b>	<b>\$ (173,815)</b>	<b>\$ (319,783)</b>

## 2024 Approved Budget

### 20250000 - Paramedic

Object	Description	2022 Actual	2023 Revised Budget	2023 Estimated	2024 Approved
<b>REVENUE:</b>					
401000	Current Property Taxes	\$ 3,237,429	\$ 3,324,389	\$ 3,313,500	\$ 3,511,000
401005	Interest on Current Prop Tax	7,028	-	-	-
401010	Delinquent Taxes	82,285	88,000	72,000	72,000
401020	Interest On Delinquent Taxes	2,464	3,000	3,000	3,000
420000	Registered Vehicle Fees	175,091	185,000	170,000	175,000
496000	Sale Of Fixed Assets	1,691	-	-	-
497500	Interest	28,602	6,000	20,000	20,000
<b>Total Revenue</b>		<b>\$ 3,534,590</b>	<b>\$ 3,606,389</b>	<b>\$ 3,578,500</b>	<b>\$ 3,781,000</b>
<b>EXPENSE:</b>					
<b>Training &amp; Travel</b>					
550000	Training/Travel	\$ 39,509	\$ 58,500	\$ 58,500	\$ 58,500
<b>Subtotal for Training &amp; Travel</b>		<b>\$ 39,509</b>	<b>\$ 58,500</b>	<b>\$ 58,500</b>	<b>\$ 58,500</b>
<b>Current Expense</b>					
612000	Approp To Other Agency	\$ 64,800	\$ 64,800	\$ 64,800	\$ 64,800
625000	Equipment Maintenance	4,392	41,000	41,000	41,000
625100	Vehicle Maintenance	21,000	21,000	21,000	21,000
654000	Service Fees	63,659	144,000	144,000	144,000
670000	Contracted Services	2,670,419	3,018,683	3,018,683	3,318,683
<b>Subtotal for Current Expense</b>		<b>\$ 2,824,270</b>	<b>\$ 3,289,483</b>	<b>\$ 3,289,483</b>	<b>\$ 3,589,483</b>
<b>Debt and Equipment</b>					
764000	Capital Equipment	\$ 88,224	\$ 5,919	\$ 69,561	\$ 420,000
765000	Controlled Assets	50,165	291,746	291,746	-
<b>Subtotal for Debt and Equipment</b>		<b>\$ 138,389</b>	<b>\$ 297,665</b>	<b>\$ 361,307</b>	<b>\$ 420,000</b>
<b>Interdepartmental</b>					
811500	Administrative Services	\$ 32,000	\$ 43,025	\$ 43,025	\$ 32,800
<b>Subtotal for Interdepartmental</b>		<b>\$ 32,000</b>	<b>\$ 43,025</b>	<b>\$ 43,025</b>	<b>\$ 32,800</b>
<b>Total Expense</b>		<b>\$ 3,034,168</b>	<b>\$ 3,688,673</b>	<b>\$ 3,752,315</b>	<b>\$ 4,100,783</b>
<b>Total Additions to (Uses of) Fund Balance</b>		<b>\$ 500,422</b>	<b>\$ (82,284)</b>	<b>\$ (173,815)</b>	<b>\$ (319,783)</b>

# Transportation Development

This special revenue fund accounts for a voter-approved countywide ¼% sales tax levy that is restricted by state law for expenditure on transportation-related infrastructure and expanded transit facilities. The principal revenue source is sales taxes.

## 2024 Approved Budget by Fund Transportation Development

	2022 Actual	2023 Estimated	2024 Approved
<b>REVENUE:</b>			
<b>Taxes and Other Revenue</b>			
License And Fees	\$ 2,273,748	\$ 2,206,000	\$ 2,272,000
Other Financing	810,907	650,000	550,000
Taxes	57,865,147	60,087,996	61,839,000
<b>Taxes and Other Revenue</b>	<b>\$ 60,949,802</b>	<b>\$ 62,943,996</b>	<b>\$ 64,661,000</b>
<b>Total Revenue</b>	<b>\$ 60,949,802</b>	<b>\$ 62,943,996</b>	<b>\$ 64,661,000</b>
<b>EXPENSE:</b>			
<b>Streets And Public Improvement</b>			
Corridor Preservation	\$ 1,918,005	\$ 2,138,000	\$ 12,144,900
Local Transportation Sales Tax	8,530,636	9,857,819	11,158,000
WACOG Sales Tax	37,872,032	41,342,609	68,816,000
<b>Streets And Public Improvement</b>	<b>\$ 48,320,673</b>	<b>\$ 53,338,428</b>	<b>\$ 92,118,900</b>
<b>Total Expense</b>	<b>\$ 48,320,673</b>	<b>\$ 53,338,428</b>	<b>\$ 92,118,900</b>
<b>Transportation Development - Additions to (Uses of) Fund Balance</b>	<b>\$ 12,629,129</b>	<b>\$ 9,605,568</b>	<b>\$ (27,457,900)</b>



## 2024 Approved Budget

### 21305000 - WACOG Sales Tax

Object	Description	2022 Actual	2023 Revised Budget	2023 Estimated	2024 Approved
<b>REVENUE:</b>					
405020	Transportation Sales Tax	\$ 15,152,651	\$ 17,242,000	\$ 15,712,595	\$ 16,341,000
405025	Sales Tax Passthrough	33,277,722	39,087,000	34,342,609	35,716,000
497500	Interest	452,755	175,000	400,000	300,000
<b>Total Revenue</b>		<b>\$ 48,883,128</b>	<b>\$ 56,504,000</b>	<b>\$ 50,455,204</b>	<b>\$ 52,357,000</b>
<b>EXPENSE:</b>					
<b>Current Expense</b>					
630000	Special Projects	\$ 4,594,310	\$ 13,526,000	\$ 7,000,000	\$ 33,100,000
635070	Transportation Services	33,277,722	35,575,000	34,342,609	35,716,000
<b>Subtotal for Current Expense</b>		<b>\$ 37,872,032</b>	<b>\$ 49,101,000</b>	<b>\$ 41,342,609</b>	<b>\$ 68,816,000</b>
<b>Total Expense</b>		<b>\$ 37,872,032</b>	<b>\$ 49,101,000</b>	<b>\$ 41,342,609</b>	<b>\$ 68,816,000</b>
<b>Total Additions to (Uses of) Fund Balance</b>		<b>\$ 11,011,096</b>	<b>\$ 7,403,000</b>	<b>\$ 9,112,595</b>	<b>\$ (16,459,000)</b>

## 2024 Approved Budget

### 21310000 - Corridor Preservation

Object	Description	2022 Actual	2023 Revised Budget	2023 Estimated	2024 Approved
<b>REVENUE:</b>					
420000	Registered Vehicle Fees	\$ 2,273,748	\$ 2,200,000	\$ 2,206,000	\$ 2,272,000
497500	Interest	232,819	125,000	125,000	125,000
<b>Total Revenue</b>		<b>\$ 2,506,566</b>	<b>\$ 2,325,000</b>	<b>\$ 2,331,000</b>	<b>\$ 2,397,000</b>
<b>EXPENSE:</b>					
<b>Current Expense</b>					
630000	Special Projects	\$ 1,782,701	\$ 9,539,000	\$ 2,000,000	\$ 12,000,000
<b>Subtotal for Current Expense</b>		<b>\$ 1,782,701</b>	<b>\$ 9,539,000</b>	<b>\$ 2,000,000</b>	<b>\$ 12,000,000</b>
<b>Interdepartmental</b>					
811500	Administrative Services	\$ 135,304	\$ 138,000	\$ 138,000	\$ 144,900
<b>Subtotal for Interdepartmental</b>		<b>\$ 135,304</b>	<b>\$ 138,000</b>	<b>\$ 138,000</b>	<b>\$ 144,900</b>
<b>Total Expense</b>		<b>\$ 1,918,005</b>	<b>\$ 9,677,000</b>	<b>\$ 2,138,000</b>	<b>\$ 12,144,900</b>
<b>Total Additions to (Uses of) Fund Balance</b>		<b>\$ 588,562</b>	<b>\$ (7,352,000)</b>	<b>\$ 193,000</b>	<b>\$ (9,747,900)</b>

## 2024 Approved Budget

### 21320000 - Local Transportation Sales Tax

Object	Description	2022 Actual	2023 Revised Budget	2023 Estimated	2024 Approved
<b>REVENUE:</b>					
405020	Transportation Sales Tax	\$ 3,024,536	\$ 3,233,000	\$ 3,009,046	\$ 3,129,000
405022	Transport Sales Tax - Local	358,291	381,000	378,746	394,000
405025	Sales Tax Passthrough	6,051,947	6,645,000	6,645,000	6,259,000
497500	Interest	125,333	24,000	125,000	125,000
<b>Total Revenue</b>		<b>\$ 9,560,108</b>	<b>\$ 10,283,000</b>	<b>\$ 10,157,792</b>	<b>\$ 9,907,000</b>
<b>EXPENSE:</b>					
<b>Current Expense</b>					
612000	Approp To Other Agency	\$ 117,176	\$ 200,000	\$ 202,244	\$ -
630000	Special Projects	1,744,317	2,381,829	2,381,829	2,955,000
635070	Transportation Services	6,051,947	5,625,000	6,645,000	6,259,000
670000	Contracted Services	2,737	250,000	250,000	250,000
<b>Subtotal for Current Expense</b>		<b>\$ 7,916,177</b>	<b>\$ 8,456,829</b>	<b>\$ 9,479,073</b>	<b>\$ 9,464,000</b>
<b>Debt and Equipment</b>					
760500	Infrastructure	\$ 256,168	\$ -	\$ -	\$ 1,300,000
<b>Subtotal for Debt and Equipment</b>		<b>\$ 256,168</b>	<b>\$ -</b>	<b>\$ -</b>	<b>\$ 1,300,000</b>
<b>Interdepartmental</b>					
850000	Transfers To Other Funds	\$ 358,291	\$ 371,000	\$ 378,746	\$ 394,000
<b>Subtotal for Interdepartmental</b>		<b>\$ 358,291</b>	<b>\$ 371,000</b>	<b>\$ 378,746</b>	<b>\$ 394,000</b>
<b>Total Expense</b>		<b>\$ 8,530,636</b>	<b>\$ 8,827,829</b>	<b>\$ 9,857,819</b>	<b>\$ 11,158,000</b>
<b>Total Additions to (Uses of) Fund Balance</b>		<b>\$ 1,029,471</b>	<b>\$ 1,455,171</b>	<b>\$ 299,973</b>	<b>\$ (1,251,000)</b>

# Community Reinvestment Agency

The Community Reinvestment Agency exists to encourage economic development by redeveloping certain areas within the County. The principal revenue source is property tax increment funds.

## 2024 Approved Budget by Fund Redevelopment Agency Fund

	2022 Actual	2023 Estimated	2024 Approved
<b>REVENUE:</b>			
<b>Taxes and Other Revenue</b>			
Intergovernmental	\$ 562,686	\$ 569,000	\$ 569,000
Taxes	2,917,719	3,125,000	3,125,000
<b>Taxes and Other Revenue</b>	<b>\$ 3,480,406</b>	<b>\$ 3,694,000</b>	<b>\$ 3,694,000</b>
<b>Total Revenue</b>	<b>\$ 3,480,406</b>	<b>\$ 3,694,000</b>	<b>\$ 3,694,000</b>
<b>EXPENSE:</b>			
<b>Streets And Public Improvement</b>			
Redevelopment Agency	\$ 3,496,606	\$ 3,712,000	\$ 3,862,000
<b>Streets And Public Improvement</b>	<b>\$ 3,496,606</b>	<b>\$ 3,712,000</b>	<b>\$ 3,862,000</b>
<b>Total Expense</b>	<b>\$ 3,496,606</b>	<b>\$ 3,712,000</b>	<b>\$ 3,862,000</b>
<b>Redevelopment Agency Fund - Additions to (Uses of) Fund Balance</b>	<b>\$ (16,201)</b>	<b>\$ (18,000)</b>	<b>\$ (168,000)</b>

## 2024 Approved Budget

### 21350000 - Redevelopment Agency

Object	Description	2022 Actual	2023 Revised Budget	2023 Estimated	2024 Approved
<b>REVENUE:</b>					
401000	Current Property Taxes	\$ 2,915,915	\$ 2,865,000	\$ 3,125,000	\$ 3,125,000
401005	Interest on Current Prop Tax	1,804	-	-	-
416000	Grants From Local Units	562,686	535,000	569,000	569,000
<b>Total Revenue</b>		<b>\$ 3,480,406</b>	<b>\$ 3,400,000</b>	<b>\$ 3,694,000</b>	<b>\$ 3,694,000</b>
<b>EXPENSE:</b>					
<b>Current Expense</b>					
615000	Administrative Fees	\$ 17,447	\$ 16,970	\$ 17,850	\$ 17,850
653000	Incentive Payments	854,905	831,675	875,000	875,000
670000	Contracted Services	-	-	-	150,000
685000	Contributions	2,624,254	2,574,000	2,819,150	2,819,150
<b>Subtotal for Current Expense</b>		<b>\$ 3,496,606</b>	<b>\$ 3,422,645</b>	<b>\$ 3,712,000</b>	<b>\$ 3,862,000</b>
<b>Total Expense</b>		<b>\$ 3,496,606</b>	<b>\$ 3,422,645</b>	<b>\$ 3,712,000</b>	<b>\$ 3,862,000</b>
<b>Total Additions to (Uses of) Fund Balance</b>		<b>\$ (16,201)</b>	<b>\$ (22,645)</b>	<b>\$ (18,000)</b>	<b>\$ (168,000)</b>

# Impact Fees Fund

This fund accounts for the County’s impact fees that are charged to all new developments in the unincorporated areas of the County. Impact fees are used to pay for capital improvements to vital infrastructure such as roads, sewer systems, and storm water drainage systems.

## 2024 Approved Budget by Fund Impact Fees

	2022 Actual	2023 Estimated	2024 Approved
<b>REVENUE:</b>			
<b>Taxes and Other Revenue</b>			
License And Fees	\$ 1,330,502	\$ 935,000	\$ 935,000
Other Financing	62,080	6,200	6,200
<b>Taxes and Other Revenue</b>	<b>\$ 1,392,583</b>	<b>\$ 941,200</b>	<b>\$ 941,200</b>
<b>Total Revenue</b>	<b>\$ 1,392,583</b>	<b>\$ 941,200</b>	<b>\$ 941,200</b>
<b>EXPENSE:</b>			
<b>Streets And Public Improvement</b>			
Stormwater Development	\$ 26,552	\$ 266,346	\$ 1,213,000
Trails Development	-	575,000	300,000
Transportation Mitigation	71,135	829,042	690,000
Wastewater Development	13,488	3,000	3,000
<b>Streets And Public Improvement</b>	<b>\$ 111,174</b>	<b>\$ 1,673,388</b>	<b>\$ 2,206,000</b>
<b>Total Expense</b>	<b>\$ 111,174</b>	<b>\$ 1,673,388</b>	<b>\$ 2,206,000</b>
<b>Impact Fees - Additions to (Uses of) Fund Balance</b>	<b>\$ 1,281,408</b>	<b>\$ (732,188)</b>	<b>\$ (1,264,800)</b>

## 2024 Approved Budget

### 22440255 - Trails Development Lower

Object	Description	2022 Actual	2023 Revised Budget	2023 Estimated	2024 Approved
<b>REVENUE:</b>					
423030	Impact Fees	\$ 143,100	\$ 90,000	\$ 65,000	\$ 65,000
497500	Interest	6,327	1,300	-	-
<b>Total Revenue</b>		<b>\$ 149,427</b>	<b>\$ 91,300</b>	<b>\$ 65,000</b>	<b>\$ 65,000</b>
<b>EXPENSE:</b>					
<b>Current Expense</b>					
630000	Special Projects	\$ -	\$ 300,000	\$ 100,000	\$ 100,000
<b>Subtotal for Current Expense</b>		<b>\$ -</b>	<b>\$ 300,000</b>	<b>\$ 100,000</b>	<b>\$ 100,000</b>
<b>Debt and Equipment</b>					
760500	Infrastructure	\$ -	\$ 125,000	\$ 125,000	\$ 100,000
<b>Subtotal for Debt and Equipment</b>		<b>\$ -</b>	<b>\$ 125,000</b>	<b>\$ 125,000</b>	<b>\$ 100,000</b>
<b>Total Expense</b>		<b>\$ -</b>	<b>\$ 425,000</b>	<b>\$ 225,000</b>	<b>\$ 200,000</b>
<b>Total Additions to (Uses of) Fund Balance</b>		<b>\$ 149,427</b>	<b>\$ (333,700)</b>	<b>\$ (160,000)</b>	<b>\$ (135,000)</b>

## 2024 Approved Budget

### 22440265 - Trails Development Upper

Object	Description	2022 Actual	2023 Revised Budget	2023 Estimated	2024 Approved
<b>REVENUE:</b>					
423030	Impact Fees	\$ 188,012	\$ 166,000	\$ 140,000	\$ 140,000
497500	Interest	10,129	1,800	-	-
<b>Total Revenue</b>		<b>\$ 198,141</b>	<b>\$ 167,800</b>	<b>\$ 140,000</b>	<b>\$ 140,000</b>
<b>EXPENSE:</b>					
<b>Current Expense</b>					
630000	Special Projects	\$ -	\$ 350,000	\$ 350,000	\$ 100,000
<b>Subtotal for Current Expense</b>		<b>\$ -</b>	<b>\$ 350,000</b>	<b>\$ 350,000</b>	<b>\$ 100,000</b>
<b>Total Expense</b>		<b>\$ -</b>	<b>\$ 350,000</b>	<b>\$ 350,000</b>	<b>\$ 100,000</b>
<b>Total Additions to (Uses of) Fund Balance</b>		<b>\$ 198,141</b>	<b>\$ (182,200)</b>	<b>\$ (210,000)</b>	<b>\$ 40,000</b>



## 2024 Approved Budget

### 22442255 - Storm Water Lower

Object	Description	2022 Actual	2023 Revised Budget	2023 Estimated	2024 Approved
<b>REVENUE:</b>					
423030	Impact Fees	\$ 294,554	\$ 135,000	\$ 220,000	\$ 230,000
497500	Interest	9,034	1,300	-	-
<b>Total Revenue</b>		<b>\$ 303,588</b>	<b>\$ 136,300</b>	<b>\$ 220,000</b>	<b>\$ 230,000</b>
<b>EXPENSE:</b>					
<b>Current Expense</b>					
630000	Special Projects	\$ -	\$ -	\$ 721	\$ -
630060	Consultants	589	-	3,883	3,000
<b>Subtotal for Current Expense</b>		<b>\$ 589</b>	<b>\$ -</b>	<b>\$ 4,604</b>	<b>\$ 3,000</b>
<b>Debt and Equipment</b>					
760500	Infrastructure	\$ -	\$ 85,000	\$ 221,742	\$ -
761400	Improvements	-	-	-	400,000
<b>Subtotal for Debt and Equipment</b>		<b>\$ -</b>	<b>\$ 85,000</b>	<b>\$ 221,742</b>	<b>\$ 400,000</b>
<b>Total Expense</b>		<b>\$ 589</b>	<b>\$ 85,000</b>	<b>\$ 226,346</b>	<b>\$ 403,000</b>
<b>Total Additions to (Uses of) Fund Balance</b>		<b>\$ 302,999</b>	<b>\$ 51,300</b>	<b>\$ (6,346)</b>	<b>\$ (173,000)</b>

## 2024 Approved Budget

### 22442265 - Storm Water Upper

Object	Description	2022 Actual	2023 Revised Budget	2023 Estimated	2024 Approved
<b>REVENUE:</b>					
423030	Impact Fees	\$ 135,476	\$ 90,000	\$ 90,000	\$ 90,000
497500	Interest	14,273	1,500	1,500	1,500
<b>Total Revenue</b>		<b>\$ 149,748</b>	<b>\$ 91,500</b>	<b>\$ 91,500</b>	<b>\$ 91,500</b>
<b>EXPENSE:</b>					
<b>Current Expense</b>					
630000	Special Projects	\$ 11,085	\$ 50,000	\$ 10,000	\$ 10,000
<b>Subtotal for Current Expense</b>		<b>\$ 11,085</b>	<b>\$ 50,000</b>	<b>\$ 10,000</b>	<b>\$ 10,000</b>
<b>Debt and Equipment</b>					
760500	Infrastructure	\$ 14,878	\$ 825,000	\$ 30,000	\$ 800,000
<b>Subtotal for Debt and Equipment</b>		<b>\$ 14,878</b>	<b>\$ 825,000</b>	<b>\$ 30,000</b>	<b>\$ 800,000</b>
<b>Total Expense</b>		<b>\$ 25,963</b>	<b>\$ 875,000</b>	<b>\$ 40,000</b>	<b>\$ 810,000</b>
<b>Total Additions to (Uses of) Fund Balance</b>		<b>\$ 123,785</b>	<b>\$ (783,500)</b>	<b>\$ 51,500</b>	<b>\$ (718,500)</b>

## 2024 Approved Budget

### 22444255 - Waste Water Lower

Object	Description	2022 Actual	2023 Revised Budget	2023 Estimated	2024 Approved
<b>REVENUE:</b>					
423030	Impact Fees	\$ 67,664	\$ 50,000	\$ 10,000	\$ 10,000
497500	Interest	-	700	700	700
<b>Total Revenue</b>		<b>\$ 67,664</b>	<b>\$ 50,700</b>	<b>\$ 10,700</b>	<b>\$ 10,700</b>
<b>EXPENSE:</b>					
<b>Current Expense</b>					
630060	Consultants	\$ 7,920	\$ 3,000	\$ 3,000	\$ 3,000
<b>Subtotal for Current Expense</b>		<b>\$ 7,920</b>	<b>\$ 3,000</b>	<b>\$ 3,000</b>	<b>\$ 3,000</b>
<b>Debt and Equipment</b>					
760500	Infrastructure	\$ 5,568	-	-	-
<b>Subtotal for Debt and Equipment</b>		<b>\$ 5,568</b>	<b>-</b>	<b>-</b>	<b>-</b>
<b>Total Expense</b>		<b>\$ 13,488</b>	<b>\$ 3,000</b>	<b>\$ 3,000</b>	<b>\$ 3,000</b>
<b>Total Additions to (Uses of) Fund Balance</b>		<b>\$ 54,176</b>	<b>\$ 47,700</b>	<b>\$ 7,700</b>	<b>\$ 7,700</b>

## 2024 Approved Budget

### 22446255 - Transport Lower

Object	Description	2022 Actual	2023 Revised Budget	2023 Estimated	2024 Approved
<b>REVENUE:</b>					
423030	Impact Fees	\$ 314,887	\$ 300,000	\$ 300,000	\$ 300,000
497500	Interest	11,282	4,000	4,000	4,000
<b>Total Revenue</b>		<b>\$ 326,169</b>	<b>\$ 304,000</b>	<b>\$ 304,000</b>	<b>\$ 304,000</b>
<b>EXPENSE:</b>					
<b>Current Expense</b>					
630000	Special Projects	\$ 71,135	\$ 150,000	\$ 150,000	\$ 150,000
630060	Consultants	-	-	4,042	-
<b>Subtotal for Current Expense</b>		<b>\$ 71,135</b>	<b>\$ 150,000</b>	<b>\$ 154,042</b>	<b>\$ 150,000</b>
<b>Debt and Equipment</b>					
760500	Infrastructure	\$ -	\$ 450,000	\$ -	\$ -
761400	Improvements	-	-	-	450,000
<b>Subtotal for Debt and Equipment</b>		<b>\$ -</b>	<b>\$ 450,000</b>	<b>\$ -</b>	<b>\$ 450,000</b>
<b>Total Expense</b>		<b>\$ 71,135</b>	<b>\$ 600,000</b>	<b>\$ 154,042</b>	<b>\$ 600,000</b>
<b>Total Additions to (Uses of) Fund Balance</b>		<b>\$ 255,035</b>	<b>\$ (296,000)</b>	<b>\$ 149,958</b>	<b>\$ (296,000)</b>

## 2024 Approved Budget

### 22446265 - Transport Upper

Object	Description	2022 Actual	2023 Revised Budget	2023 Estimated	2024 Approved
<b>REVENUE:</b>					
423030	Impact Fees	\$ 186,810	\$ 150,000	\$ 110,000	\$ 100,000
497500	Interest	11,036	2,000	-	-
<b>Total Revenue</b>		<b>\$ 197,845</b>	<b>\$ 152,000</b>	<b>\$ 110,000</b>	<b>\$ 100,000</b>
<b>EXPENSE:</b>					
<b>Current Expense</b>					
630000	Special Projects	\$ -	\$ 150,000	\$ 150,000	\$ -
<b>Subtotal for Current Expense</b>		<b>\$ -</b>	<b>\$ 150,000</b>	<b>\$ 150,000</b>	<b>\$ -</b>
<b>Debt and Equipment</b>					
760500	Infrastructure	\$ -	\$ 525,000	\$ 525,000	\$ -
761400	Improvements	-	-	-	90,000
<b>Subtotal for Debt and Equipment</b>		<b>\$ -</b>	<b>\$ 525,000</b>	<b>\$ 525,000</b>	<b>\$ 90,000</b>
<b>Total Expense</b>		<b>\$ -</b>	<b>\$ 675,000</b>	<b>\$ 675,000</b>	<b>\$ 90,000</b>
<b>Total Additions to (Uses of) Fund Balance</b>		<b>\$ 197,845</b>	<b>\$ (523,000)</b>	<b>\$ (565,000)</b>	<b>\$ 10,000</b>

# Grant Fund

This special revenue fund is used to account for revenues and expenditures of programs that are primarily funded from restricted federal and state grants.

## 2024 Approved Budget by Fund Federal Grants

	2022 Actual	2023 Estimated	2024 Approved
<b>REVENUE:</b>			
<b>Taxes and Other Revenue</b>			
Charges For Services	\$ 1,218,730	\$ 2,518,000	\$ 1,390,000
Intergovernmental	336,440	5,050,000	25,950,000
<b>Taxes and Other Revenue</b>	<b>\$ 1,555,170</b>	<b>\$ 7,568,000</b>	<b>\$ 27,340,000</b>
<b>Total Revenue</b>	<b>\$ 1,555,170</b>	<b>\$ 7,568,000</b>	<b>\$ 27,340,000</b>
<b>EXPENSE:</b>			
<b>Streets and Public Improvements</b>			
Federal Grants	\$ 336,440	\$ 5,142,269	\$ 29,180,000
<b>Streets and Public Improvements</b>	<b>\$ 336,440</b>	<b>\$ 5,142,269</b>	<b>\$ 29,180,000</b>
<b>Total Expense</b>	<b>\$ 336,440</b>	<b>\$ 5,142,269</b>	<b>\$ 29,180,000</b>
<b>Federal Grants - Additions to (Uses of) Fund Balance</b>	<b>\$ 1,218,730</b>	<b>\$ 2,425,731</b>	<b>\$ (1,840,000)</b>

## 2024 Approved Budget

### 24850000 - Federal Grants Fund

Object	Description	2022 Actual	2023 Revised Budget	2023 Estimated	2024 Approved
<b>REVENUE:</b>					
410000	Federal Grants	\$ 336,440	\$ 25,000,000	\$ 5,000,000	\$ 25,000,000
416000	Grants From Local Units	-	-	50,000	950,000
445000	Fines And Fees	1,218,730	-	2,518,000	1,390,000
<b>Total Revenue</b>		<b>\$ 1,555,170</b>	<b>\$ 25,000,000</b>	<b>\$ 7,568,000</b>	<b>\$ 27,340,000</b>
<b>EXPENSE:</b>					
<b>Current Expense</b>					
625300	Software Maint	\$ -	\$ 35,000	\$ -	\$ 35,000
630000	Special Projects	303,033	25,000,000	5,000,000	25,000,000
670000	Contracted Services	-	-	103,688	145,000
<b>Subtotal for Current Expense</b>		<b>\$ 303,033</b>	<b>\$ 25,035,000</b>	<b>\$ 5,103,688</b>	<b>\$ 25,180,000</b>
<b>Debt and Equipment</b>					
761000	Construction Project	\$ 2,157	\$ -	\$ -	\$ -
761200	Building Improvements	-	-	9,865	4,000,000
763000	Software	31,250	-	28,715	-
<b>Subtotal for Debt and Equipment</b>		<b>\$ 33,407</b>	<b>\$ -</b>	<b>\$ 38,581</b>	<b>\$ 4,000,000</b>
<b>Total Expense</b>		<b>\$ 336,440</b>	<b>\$ 25,035,000</b>	<b>\$ 5,142,269</b>	<b>\$ 29,180,000</b>
<b>Total Additions to (Uses of) Fund Balance</b>		<b>\$ 1,218,730</b>	<b>\$ (35,000)</b>	<b>\$ 2,425,731</b>	<b>\$ (1,840,000)</b>

# Municipal Services Fund

This fund is required to exist by state statutes. It accounts for certain municipal-type services in the unincorporated areas of the County including planning and zoning, building inspection, public safety, road maintenance, and street lighting. Revenues come mainly from sales taxes and state road funds.

## 2024 Approved Budget by Fund Municipal Service Fund

	2022 Actual	2023 Estimated	2024 Approved
<b>REVENUE:</b>			
<b>Taxes and Other Revenue</b>			
Charges For Services	\$ 1,712,269	\$ 1,171,597	\$ 1,323,000
Intergovernmental	2,222,534	2,376,884	2,371,200
License And Fees	1,653,078	1,190,650	1,194,000
Other Financing	465,893	428,746	444,000
Taxes	4,932,117	5,172,531	5,364,000
<b>Taxes and Other Revenue</b>	<b>\$ 10,985,891</b>	<b>\$ 10,340,408</b>	<b>\$ 10,696,200</b>
<b>Total Revenue</b>	<b>\$ 10,985,891</b>	<b>\$ 10,340,408</b>	<b>\$ 10,696,200</b>
<b>EXPENSE:</b>			
<b>Garbage Collections</b>			
Garbage Collections	\$ 29,261	\$ 43,637	\$ 38,600
<b>Garbage Collections</b>	<b>\$ 29,261</b>	<b>\$ 43,637</b>	<b>\$ 38,600</b>
<b>General Government</b>			
Building Inspector	\$ 851,042	\$ 1,057,828	\$ 1,202,612
Engineering	909,115	1,577,841	1,086,520
Municipal Service Area	1,505,140	1,965,905	2,295,436
Planning	1,423,534	1,519,802	1,656,045
<b>General Government</b>	<b>\$ 4,688,830</b>	<b>\$ 6,121,375</b>	<b>\$ 6,240,614</b>
<b>Public Safety</b>			
Animal Control	\$ 266,191	\$ 272,222	\$ 290,913
<b>Public Safety</b>	<b>\$ 266,191</b>	<b>\$ 272,222</b>	<b>\$ 290,913</b>
<b>Streets And Public Improvement</b>			
Road & Highways	\$ 4,318,203	\$ 4,390,367	\$ 4,681,713
Weed Department	152,701	187,301	209,719
<b>Streets And Public Improvement</b>	<b>\$ 4,470,905</b>	<b>\$ 4,577,667</b>	<b>\$ 4,891,432</b>
<b>Total Expense</b>	<b>\$ 9,455,187</b>	<b>\$ 11,014,901</b>	<b>\$ 11,461,559</b>
<b>Municipal Service Fund - Additions to (Uses of) Fund Balance</b>	<b>\$ 1,530,704</b>	<b>\$ (674,493)</b>	<b>\$ (765,359)</b>



## 2024 Approved Budget

### 25155000 - Animal Control

Object	Description	2022 Actual	2023 Revised Budget	2023 Estimated	2024 Approved
<b>REVENUE:</b>					
422030	Animal Licenses	\$ 25,317	\$ 30,000	\$ 27,650	\$ 30,000
430050	Service Fees	167,462	165,000	165,000	200,000
<b>Total Revenue</b>		<b>\$ 192,779</b>	<b>\$ 195,000</b>	<b>\$ 192,650</b>	<b>\$ 230,000</b>
<b>EXPENSE:</b>					
<b>Salaries and Wages</b>					
510000	Salaries And Wages	\$ 103,472	\$ 125,555	\$ 122,168	\$ 131,293
510005	Overtime	7,471	10,000	10,000	10,000
520001	Health/Dental Insurance	24,729	45,474	16,320	24,959
520005	Disability	555	608	575	656
520010	Retirement	20,442	22,130	20,911	23,882
520015	FICA	8,185	9,307	8,605	10,044
520020	Termination Pool	3,606	3,954	3,735	3,611
520025	Workers Comp	1,542	1,691	1,597	1,825
<b>Subtotal for Salaries and Wages</b>		<b>\$ 170,001</b>	<b>\$ 218,719</b>	<b>\$ 183,910</b>	<b>\$ 206,270</b>
<b>Training &amp; Travel</b>					
550000	Training/Travel	\$ 754	\$ 3,000	\$ 3,000	\$ 3,000
<b>Subtotal for Training &amp; Travel</b>		<b>\$ 754</b>	<b>\$ 3,000</b>	<b>\$ 3,000</b>	<b>\$ 3,000</b>
<b>Current Expense</b>					
610100	Reimbursable Sales Tax	\$ -	\$ -	\$ 100	\$ -
615000	Administrative Fees	22,481	25,000	25,000	25,000
620000	Office Expense/Supplies	1,451	4,000	4,000	4,000
625000	Equipment Maintenance	26,720	22,500	11,000	11,000
625200	Fuel Expense	-	-	11,500	11,500
640022	Quartermaster	791	1,500	1,400	1,500
<b>Subtotal for Current Expense</b>		<b>\$ 51,442</b>	<b>\$ 53,000</b>	<b>\$ 53,000</b>	<b>\$ 53,000</b>
<b>Interdepartmental</b>					
810030	Interdept Charges Fleet	\$ 26,511	\$ 14,387	\$ 14,387	\$ 9,908
810040	Interdept Charges Computer	2,128	2,375	2,375	1,599
810050	Interdept Chrg Risk Mgmt	3,027	2,672	2,672	3,736
811500	Administrative Services	12,328	12,877	12,877	13,400
<b>Subtotal for Interdepartmental</b>		<b>\$ 43,994</b>	<b>\$ 32,311</b>	<b>\$ 32,311</b>	<b>\$ 28,643</b>
<b>Total Expense</b>		<b>\$ 266,191</b>	<b>\$ 307,031</b>	<b>\$ 272,222</b>	<b>\$ 290,913</b>
<b>Total Additions to (Uses of) Fund Balance</b>		<b>\$ (73,412)</b>	<b>\$ (112,031)</b>	<b>\$ (79,572)</b>	<b>\$ (60,913)</b>

## 2024 Approved Budget

### 25402000 - Engineering

Object	Description	2022 Actual	2023 Revised Budget	2023 Estimated	2024 Approved
<b>REVENUE:</b>					
410000	Federal Grants	\$ -	\$ 350,301	\$ 180,000	\$ 170,000
432008	Engineering Sales/Permits	16,510	14,000	20,000	16,000
432009	Engineering SWPP	61,950	45,000	35,000	45,000
432020	Subdivision Fees	28,070	35,000	45,000	35,000
432048	Service Fees	84,927	20,000	24,597	20,000
445000	Fines And Fees	110,000	110,000	110,000	110,000
491500	Over/Short	(0)	-	-	-
<b>Total Revenue</b>		<b>\$ 301,457</b>	<b>\$ 574,301</b>	<b>\$ 414,597</b>	<b>\$ 396,000</b>
<b>EXPENSE:</b>					
<b>Salaries and Wages</b>					
510000	Salaries And Wages	\$ 397,697	\$ 443,414	\$ 442,198	\$ 466,203
510005	Overtime	129	-	4,924	-
510500	Employee Incentives	-	-	450	-
520001	Health/Dental Insurance	70,915	80,688	65,259	86,863
520005	Disability	1,989	2,112	1,887	2,331
520010	Retirement	74,511	80,055	71,115	88,271
520015	FICA	29,184	32,882	27,554	35,665
520020	Termination Pool	12,930	13,733	12,262	12,821
520025	Workers Comp	5,530	5,975	5,244	6,480
<b>Subtotal for Salaries and Wages</b>		<b>\$ 592,885</b>	<b>\$ 658,859</b>	<b>\$ 630,893</b>	<b>\$ 698,633</b>
<b>Training &amp; Travel</b>					
550000	Training/Travel	\$ 6,772	\$ 6,500	\$ 6,500	\$ 12,000
550005	Mileage Reimbursement	-	1,000	1,000	-
550010	Transportation	-	350	350	-
550015	Lodging	2,722	6,000	6,000	-
550020	Per Diem	1,015	3,000	3,000	-
<b>Subtotal for Training &amp; Travel</b>		<b>\$ 10,509</b>	<b>\$ 16,850</b>	<b>\$ 16,850</b>	<b>\$ 12,000</b>
<b>Current Expense</b>					
555000	Meals/Entertainment	\$ 720	\$ 525	\$ 525	\$ 525
610100	Reimbursable Sales Tax	226	-	377	-
620000	Office Expense/Supplies	7,639	5,500	8,831	5,500
625000	Equipment Maintenance	14,041	1,000	2,163	1,000
625200	Fuel Expense	-	-	12,229	-
625300	Software Maint	7,021	10,000	10,000	10,000
630000	Special Projects	31,890	46,000	46,000	46,000

## 2024 Approved Budget (Continued)

### 25402000 - Engineering

Object	Description	2022 Actual	2023 Revised Budget	2023 Estimated	2024 Approved
670000	Contracted Services	85,982	467,301	467,301	38,000
680020	Special Item Consultants	37,000	-	5,716	-
<b>Subtotal for Current Expense</b>		<b>\$ 184,519</b>	<b>\$ 530,326</b>	<b>\$ 553,141</b>	<b>\$ 101,025</b>
<b>Debt and Equipment</b>					
760500	Infrastructure	\$ -	\$ 195,000	\$ 195,000	\$ -
761200	Building Improvements	-	50,000	50,000	-
761400	Improvements	-	-	-	150,000
<b>Subtotal for Debt and Equipment</b>		<b>\$ -</b>	<b>\$ 245,000</b>	<b>\$ 245,000</b>	<b>\$ 150,000</b>
<b>Interdepartmental</b>					
810010	Interdept Charges Print Copy	\$ 4,594	\$ 5,178	\$ 5,178	\$ 7,101
810020	Interdept Charges Telephone	2,475	2,155	2,155	1,796
810030	Interdept Charges Fleet	10,121	18,345	18,345	9,174
810040	Interdept Charges Computer	6,719	5,892	5,892	5,806
810050	Interdept Charg Risk Mgmt	5,736	6,920	6,920	6,486
811500	Administrative Services	91,556	93,466	93,466	94,500
<b>Subtotal for Interdepartmental</b>		<b>\$ 121,201</b>	<b>\$ 131,956</b>	<b>\$ 131,956</b>	<b>\$ 124,862</b>
<b>Total Expense</b>		<b>\$ 909,115</b>	<b>\$ 1,582,992</b>	<b>\$ 1,577,841</b>	<b>\$ 1,086,520</b>
<b>Total Additions to (Uses of) Fund Balance</b>		<b>\$ (607,658)</b>	<b>\$ (1,008,691)</b>	<b>\$ (1,163,244)</b>	<b>\$ (690,520)</b>

## 2024 Approved Budget

### 25410000 - Planning

Object	Description	2022 Actual	2023 Revised Budget	2023 Estimated	2024 Approved
<b>REVENUE:</b>					
422010	Business Licenses	\$ 37,973	\$ 35,000	\$ 35,000	\$ 35,000
432016	Zoning Fees	80,175	75,000	75,000	75,000
432020	Subdivision Fees	22,485	28,000	28,000	28,000
445000	Fines And Fees	95,000	70,000	70,000	95,000
491000	Sundry Revenue	19	-	-	-
<b>Total Revenue</b>		<b>\$ 235,652</b>	<b>\$ 208,000</b>	<b>\$ 208,000</b>	<b>\$ 233,000</b>
<b>EXPENSE:</b>					
<b>Salaries and Wages</b>					
510000	Salaries And Wages	\$ 726,548	\$ 791,883	\$ 799,017	\$ 838,722
510005	Overtime	4,310	-	1,743	-
510500	Employee Incentives	3,575	-	-	-
520001	Health/Dental Insurance	159,005	184,294	152,279	169,457
520005	Disability	3,655	3,837	3,355	4,194
520010	Retirement	137,742	148,052	126,652	161,806
520015	FICA	52,384	58,704	47,989	64,162
520020	Termination Pool	23,756	24,939	21,808	23,065
520025	Workers Comp	9,088	9,561	8,352	10,447
<b>Subtotal for Salaries and Wages</b>		<b>\$ 1,120,062</b>	<b>\$ 1,221,269</b>	<b>\$ 1,161,196</b>	<b>\$ 1,271,853</b>
<b>Training &amp; Travel</b>					
550000	Training/Travel	\$ 23,068	\$ 18,800	\$ 18,800	\$ 18,800
550010	Transportation	1,558	3,000	3,000	3,000
550015	Lodging	5,254	6,300	6,903	6,300
550020	Per Diem	-	2,000	2,000	2,000
<b>Subtotal for Training &amp; Travel</b>		<b>\$ 29,880</b>	<b>\$ 30,100</b>	<b>\$ 30,703</b>	<b>\$ 30,100</b>
<b>Current Expense</b>					
555000	Meals/Entertainment	\$ 3,747	\$ 10,500	\$ 10,500	\$ 10,500
610100	Reimbursable Sales Tax	102	-	422	-
620000	Office Expense/Supplies	10,570	8,000	8,000	8,000
620010	Postage	1,441	3,000	3,000	3,000
621000	Subscriptions	6,548	4,100	4,100	4,100
622000	Publications	2,842	3,000	3,000	3,000
624205	Bank Charges	49	-	39	-
625000	Equipment Maintenance	1,345	8,500	8,500	8,500
625200	Fuel Expense	-	-	427	-
628000	Telephone	541	1,100	1,100	1,100

## 2024 Approved Budget (Continued)

### 25410000 - Planning

Object	Description	2022 Actual	2023 Revised Budget	2023 Estimated	2024 Approved
630000	Special Projects	18,111	22,965	22,965	29,965
640000	Special Supplies	2,676	1,550	1,550	1,550
670000	Contracted Services	47,005	60,000	60,000	64,288
698000	Allocated Overhead	(2,816)	-	-	-
<b>Subtotal for Current Expense</b>		<b>\$ 92,162</b>	<b>\$ 122,715</b>	<b>\$ 123,603</b>	<b>\$ 134,003</b>
<b>Interdepartmental</b>					
810010	Interdept Charges Print Copy	\$ 221	\$ 236	\$ 236	\$ 166
810020	Interdept Charges Telephone	9,137	6,358	6,358	6,359
810030	Interdept Charges Fleet	3,482	3,504	3,504	2,295
810040	Interdept Charges Computer	8,702	9,766	9,766	9,283
810050	Interdept Charg Risk Mgmt	7,827	5,142	5,142	10,786
811500	Administrative Services	152,060	179,294	179,294	191,200
<b>Subtotal for Interdepartmental</b>		<b>\$ 181,430</b>	<b>\$ 204,300</b>	<b>\$ 204,300</b>	<b>\$ 220,089</b>
<b>Total Expense</b>		<b>\$ 1,423,534</b>	<b>\$ 1,578,384</b>	<b>\$ 1,519,802</b>	<b>\$ 1,656,045</b>
<b>Total Additions to (Uses of) Fund Balance</b>		<b>\$ (1,187,883)</b>	<b>\$ (1,370,384)</b>	<b>\$ (1,311,802)</b>	<b>\$ (1,423,045)</b>

## 2024 Approved Budget

### 25412000 - Building Inspector

Object	Description	2022 Actual	2023 Revised Budget	2023 Estimated	2024 Approved
<b>REVENUE:</b>					
423010	Building Permits	\$ 1,121,530	\$ 1,000,000	\$ 800,000	\$ 850,000
423020	Plan Review Fee	439,634	300,000	300,000	250,000
432000	Other Fees	12,357	10,000	10,000	10,000
<b>Total Revenue</b>		<b>\$ 1,573,521</b>	<b>\$ 1,310,000</b>	<b>\$ 1,110,000</b>	<b>\$ 1,110,000</b>
<b>EXPENSE:</b>					
<b>Salaries and Wages</b>					
510000	Salaries And Wages	\$ 384,839	\$ 477,352	\$ 493,646	\$ 630,067
510005	Overtime	15,159	-	2,591	-
510500	Employee Incentives	-	-	1,849	-
519900	Allocated Salaries and Wages	-	-	(18,000)	(20,000)
520001	Health/Dental Insurance	64,647	122,678	81,319	141,151
520005	Disability	2,001	2,924	2,080	3,150
520010	Retirement	75,698	108,205	76,520	116,372
520015	FICA	29,183	44,750	29,836	48,200
520020	Termination Pool	13,005	19,011	13,522	17,327
520025	Workers Comp	5,562	7,630	5,272	8,221
<b>Subtotal for Salaries and Wages</b>		<b>\$ 590,095</b>	<b>\$ 782,551</b>	<b>\$ 688,635</b>	<b>\$ 944,489</b>
<b>Training &amp; Travel</b>					
550000	Training/Travel	\$ 9,713	\$ 14,031	\$ 14,031	\$ 12,031
550020	Per Diem	389	-	-	-
<b>Subtotal for Training &amp; Travel</b>		<b>\$ 10,102</b>	<b>\$ 14,031</b>	<b>\$ 14,031</b>	<b>\$ 12,031</b>
<b>Current Expense</b>					
610100	Reimbursable Sales Tax	\$ 17	\$ -	\$ 13	\$ -
620000	Office Expense/Supplies	3,495	5,500	5,500	5,500
625000	Equipment Maintenance	11,041	9,000	9,000	9,000
625200	Fuel Expense	-	-	8,911	-
625300	Software Maint	-	65,000	65,000	65,000
628400	Telephone	3,051	3,000	3,000	3,000
640000	Special Supplies	1,966	4,600	4,600	4,600
670000	Contracted Services	167,173	194,275	194,275	30,000
<b>Subtotal for Current Expense</b>		<b>\$ 186,742</b>	<b>\$ 281,375</b>	<b>\$ 290,299</b>	<b>\$ 117,100</b>
<b>Debt and Equipment</b>					
763000	Software	\$ -	\$ 59,500	\$ -	\$ 59,500
765000	Controlled Assets	-	4,500	4,500	3,000
<b>Subtotal for Debt and Equipment</b>		<b>\$ -</b>	<b>\$ 64,000</b>	<b>\$ 4,500</b>	<b>\$ 62,500</b>

## 2024 Approved Budget (Continued)

### 25412000 - Building Inspector

Object	Description	2022 Actual	2023 Revised Budget	2023 Estimated	2024 Approved
<b>Interdepartmental</b>					
810010	Interdept Charges Print Copy	\$ 1,150	\$ 1,146	\$ 1,146	\$ 1,052
810020	Interdept Charges Telephone	2,642	2,155	2,155	2,155
810030	Interdept Charges Fleet	13,889	13,837	13,837	6,902
810040	Interdept Charges Computer	3,021	1,957	1,957	2,129
810050	Interdept Charg Risk Mgmt	5,594	4,266	4,266	6,054
811500	Administrative Services	37,808	37,002	37,002	48,200
<b>Subtotal for Interdepartmental</b>		<b>\$ 64,104</b>	<b>\$ 60,363</b>	<b>\$ 60,363</b>	<b>\$ 66,492</b>
<b>Total Expense</b>		<b>\$ 851,042</b>	<b>\$ 1,202,320</b>	<b>\$ 1,057,828</b>	<b>\$ 1,202,612</b>
<b>Total Additions to (Uses of) Fund Balance</b>		<b>\$ 722,479</b>	<b>\$ 107,680</b>	<b>\$ 52,172</b>	<b>\$ (92,612)</b>

## 2024 Approved Budget

### 25414000 - Municipal Service

Object	Description	2022 Actual	2023 Revised Budget	2023 Estimated	2024 Approved
<b>REVENUE:</b>					
401000	Current Property Taxes	\$ 841,307	\$ 847,000	\$ 852,600	\$ 874,000
401005	Interest on Current Prop Tax	1,879	-	-	-
401010	Delinquent Taxes	35,739	43,000	28,000	28,000
401020	Interest On Delinquent Taxes	796	1,000	1,000	1,000
405005	General Sales Taxes	3,805,595	4,378,000	4,071,987	4,238,000
405030	Franchise Taxes	56,444	43,864	63,844	64,000
415000	State Grants	33,322	30,000	-	-
417000	Pmt In Lieu of Taxes	183,664	191,900	190,675	195,000
418000	State Mineral Lease Allotment	756	500	1,209	1,200
420000	Registered Vehicle Fees	28,386	30,000	28,000	29,000
422030	Animal Licenses	162	-	-	-
445000	Fines And Fees	113,155	65,000	65,000	65,000
491000	Sundry Revenue	347	-	-	-
497500	Interest	50,389	3,000	50,000	50,000
<b>Total Revenue</b>		<b>\$ 5,151,940</b>	<b>\$ 5,633,264</b>	<b>\$ 5,352,315</b>	<b>\$ 5,545,200</b>
<b>EXPENSE:</b>					
<b>Current Expense</b>					
624100	Public Relations	\$ -	\$ 5,000	\$ -	\$ -
637002	Muni Services Sheriff	1,414,739	1,716,263	1,716,263	1,887,889
637003	Muni Services Animal Shelter	74,511	81,597	81,597	89,756
699000	Sundry	-	214,560	150,000	300,000
<b>Subtotal for Current Expense</b>		<b>\$ 1,489,250</b>	<b>\$ 2,017,419</b>	<b>\$ 1,947,859</b>	<b>\$ 2,277,645</b>
<b>Interdepartmental</b>					
810050	Interdept Charg Risk Mgmt	\$ 134	\$ 134	\$ 134	\$ 290
811500	Administrative Services	15,756	17,911	17,911	17,500
<b>Subtotal for Interdepartmental</b>		<b>\$ 15,890</b>	<b>\$ 18,045</b>	<b>\$ 18,045</b>	<b>\$ 17,790</b>
<b>Total Expense</b>		<b>\$ 1,505,140</b>	<b>\$ 2,035,465</b>	<b>\$ 1,965,905</b>	<b>\$ 2,295,436</b>
<b>Total Additions to (Uses of) Fund Balance</b>		<b>\$ 3,646,801</b>	<b>\$ 3,597,799</b>	<b>\$ 3,386,410</b>	<b>\$ 3,249,764</b>



## 2024 Approved Budget

### 25418000 - Garbage Collections

Object	Description	2022 Actual	2023 Revised Budget	2023 Estimated	2024 Approved
<b>REVENUE:</b>					
430050	Service Fees	\$ 162,346	\$ 154,000	\$ 154,000	\$ 154,000
431500	Misc Charges Revenue	26,173	10,000	10,000	10,000
<b>Total Revenue</b>		<b>\$ 188,519</b>	<b>\$ 164,000</b>	<b>\$ 164,000</b>	<b>\$ 164,000</b>
<b>EXPENSE:</b>					
<b>Current Expense</b>					
620000	Office Expense/Supplies	\$ -	\$ 10,000	\$ 10,000	\$ 5,000
670000	Contracted Services	26,445	28,000	28,000	28,000
698000	Allocated Overhead	2,816	5,000	5,000	5,000
<b>Subtotal for Current Expense</b>		<b>\$ 29,261</b>	<b>\$ 43,000</b>	<b>\$ 43,000</b>	<b>\$ 38,000</b>
<b>Interdepartmental</b>					
811500	Administrative Services	\$ -	\$ 637	\$ 637	\$ 600
<b>Subtotal for Interdepartmental</b>		<b>\$ -</b>	<b>\$ 637</b>	<b>\$ 637</b>	<b>\$ 600</b>
<b>Total Expense</b>		<b>\$ 29,261</b>	<b>\$ 43,637</b>	<b>\$ 43,637</b>	<b>\$ 38,600</b>
<b>Total Additions to (Uses of) Fund Balance</b>		<b>\$ 159,258</b>	<b>\$ 120,363</b>	<b>\$ 120,363</b>	<b>\$ 125,400</b>

## 2024 Approved Budget

### 25420000 - Weed Department

Object	Description	2022 Actual	2023 Revised Budget	2023 Estimated	2024 Approved
<b>REVENUE:</b>					
430055	Weed Eradication	\$ 11,545	\$ 10,000	\$ 10,000	\$ 10,000
<b>Total Revenue</b>		<b>\$ 11,545</b>	<b>\$ 10,000</b>	<b>\$ 10,000</b>	<b>\$ 10,000</b>
<b>EXPENSE:</b>					
<b>Salaries and Wages</b>					
510000	Salaries And Wages	\$ 75,431	\$ 98,306	\$ 91,351	\$ 103,516
510005	Overtime	-	-	4,575	-
520001	Health/Dental Insurance	6,701	6,967	6,238	8,335
520005	Disability	311	324	324	354
520010	Retirement	11,948	12,927	12,298	14,155
520015	FICA	5,636	7,297	6,257	7,919
520020	Termination Pool	2,024	2,104	2,107	1,949
520025	Workers Comp	1,301	1,591	1,423	1,729
<b>Subtotal for Salaries and Wages</b>		<b>\$ 103,353</b>	<b>\$ 129,515</b>	<b>\$ 124,574</b>	<b>\$ 137,957</b>
<b>Training &amp; Travel</b>					
550000	Training/Travel	\$ -	\$ 704	\$ 866	\$ 704
<b>Subtotal for Training &amp; Travel</b>		<b>\$ -</b>	<b>\$ 704</b>	<b>\$ 866</b>	<b>\$ 704</b>
<b>Current Expense</b>					
620000	Office Expense/Supplies	\$ -	\$ 100	\$ 100	\$ 100
624100	Public Relations	-	2,500	2,500	-
625000	Equipment Maintenance	10,406	4,250	6,319	6,750
625200	Fuel Expense	-	-	2,952	1,500
640000	Special Supplies	19,552	30,000	30,000	30,000
651000	Equipment Rental Expense	-	1,300	1,300	1,300
<b>Subtotal for Current Expense</b>		<b>\$ 29,958</b>	<b>\$ 38,150</b>	<b>\$ 43,170</b>	<b>\$ 39,650</b>
<b>Debt and Equipment</b>					
715000	Principal	\$ 3,850	\$ 3,850	\$ 3,850	\$ 3,850
764000	Capital Equipment	-	-	-	10,000
<b>Subtotal for Debt and Equipment</b>		<b>\$ 3,850</b>	<b>\$ 3,850</b>	<b>\$ 3,850</b>	<b>\$ 13,850</b>
<b>Interdepartmental</b>					
810020	Interdept Charges Telephone	\$ 356	\$ 359	\$ 359	\$ 359
810030	Interdept Charges Fleet	7,969	7,969	7,969	7,969
810040	Interdept Charges Computer	237	237	237	228
810050	Interdept Chrg Risk Mgmt	1,603	1,236	1,236	1,402
811500	Administrative Services	5,376	5,039	5,039	7,600
<b>Subtotal for Interdepartmental</b>		<b>\$ 15,540</b>	<b>\$ 14,841</b>	<b>\$ 14,841</b>	<b>\$ 17,558</b>

## 2024 Approved Budget (Continued)

### 25420000 - Weed Department

Object	Description	2022 Actual	2023 Revised Budget	2023 Estimated	2024 Approved
<b>Total Expense</b>		<b>\$ 152,701</b>	<b>\$ 187,059</b>	<b>\$ 187,301</b>	<b>\$ 209,719</b>
<b>Total Additions to (Uses of) Fund Balance</b>		<b>\$ (141,157)</b>	<b>\$ (177,059)</b>	<b>\$ (177,301)</b>	<b>\$ (199,719)</b>

## 2024 Approved Budget

### 25425000 - Road & Highways

Object	Description	2022 Actual	2023 Revised Budget	2023 Estimated	2024 Approved
<b>REVENUE:</b>					
401000	Current Property Taxes	\$ 161,746	\$ 151,000	\$ 149,100	\$ 153,000
401005	Interest on Current Prop Tax	350	-	-	-
401010	Delinquent Taxes	27,758	24,000	6,000	6,000
401020	Interest On Delinquent Taxes	503	-	-	-
415010	Class B Road Allotment	2,004,792	1,930,000	2,005,000	2,005,000
420000	Registered Vehicle Fees	76	-	-	-
430045	Road Dept Charges	720,114	350,000	350,000	450,000
490000	Miscellaneous Revenue	86	-	-	-
495500	Transfers From Other Funds	358,291	371,000	378,746	394,000
496000	Sale Of Fixed Assets	56,763	-	-	-
<b>Total Revenue</b>		<b>\$ 3,330,479</b>	<b>\$ 2,826,000</b>	<b>\$ 2,888,846</b>	<b>\$ 3,008,000</b>
<b>EXPENSE:</b>					
<b>Salaries and Wages</b>					
510000	Salaries And Wages	\$ 1,046,218	\$ 1,203,653	\$ 1,155,225	\$ 1,304,405
510005	Overtime	25,287	30,000	74,566	57,955
520001	Health/Dental Insurance	182,980	242,693	162,718	241,959
520005	Disability	5,359	5,839	5,391	6,201
520010	Retirement	206,166	224,081	204,183	238,368
520015	FICA	78,683	89,336	79,573	99,787
520020	Termination Pool	34,833	37,953	35,042	34,104
520025	Workers Comp	18,128	19,431	18,344	21,852
<b>Subtotal for Salaries and Wages</b>		<b>\$ 1,597,653</b>	<b>\$ 1,852,987</b>	<b>\$ 1,735,042</b>	<b>\$ 2,004,631</b>
<b>Training &amp; Travel</b>					
550000	Training/Travel	\$ 2,107	\$ 2,000	\$ 2,000	\$ 2,000
550015	Lodging	-	1,000	1,000	1,000
550020	Per Diem	-	1,000	1,000	1,000
<b>Subtotal for Training &amp; Travel</b>		<b>\$ 2,107</b>	<b>\$ 4,000</b>	<b>\$ 4,000</b>	<b>\$ 4,000</b>
<b>Current Expense</b>					
555000	Meals/Entertainment	\$ 1,047	\$ 2,000	\$ 2,000	\$ 2,000
610100	Reimbursable Sales Tax	81	-	69	-
620000	Office Expense/Supplies	2,132	2,000	2,550	2,000
625000	Equipment Maintenance	606,982	450,000	434,039	400,000
625200	Fuel Expense	-	-	200,000	200,000
627000	Utilities	27,861	25,000	25,000	25,000
628000	Telephone	314	-	2,216	3,600

## 2024 Approved Budget (Continued)

### 25425000 - Road & Highways

Object	Description	2022 Actual	2023 Revised Budget	2023 Estimated	2024 Approved
630000	Special Projects	1,266	20,000	20,000	20,000
642000	Special Highway Supplies	1,075,113	1,049,722	1,049,722	1,340,400
642500	CDL Testing	2,446	7,600	7,600	4,000
<b>Subtotal for Current Expense</b>		<b>\$ 1,717,242</b>	<b>\$ 1,556,322</b>	<b>\$ 1,743,196</b>	<b>\$ 1,997,000</b>
<b>Debt and Equipment</b>					
715000	Principal	\$ 27,592	\$ 37,192	\$ 37,192	\$ -
760000	Land	12,000	-	-	-
764000	Capital Equipment	514,894	299,000	299,000	160,000
<b>Subtotal for Debt and Equipment</b>		<b>\$ 554,486</b>	<b>\$ 336,192</b>	<b>\$ 336,192</b>	<b>\$ 160,000</b>
<b>Interdepartmental</b>					
810020	Interdept Charges Telephone	\$ 2,624	\$ 2,155	\$ 2,155	\$ 1,796
810030	Interdept Charges Fleet	343,111	468,150	468,150	380,435
810040	Interdept Charges Computer	1,482	1,482	1,482	1,445
810050	Interdept Charg Risk Mgmt	21,381	17,652	17,652	31,706
811500	Administrative Services	78,116	82,498	82,498	100,700
<b>Subtotal for Interdepartmental</b>		<b>\$ 446,714</b>	<b>\$ 571,936</b>	<b>\$ 571,936</b>	<b>\$ 516,082</b>
<b>Total Expense</b>		<b>\$ 4,318,203</b>	<b>\$ 4,321,437</b>	<b>\$ 4,390,367</b>	<b>\$ 4,681,713</b>
<b>Total Additions to (Uses of) Fund Balance</b>		<b>\$ (987,725)</b>	<b>\$ (1,495,437)</b>	<b>\$ (1,501,521)</b>	<b>\$ (1,673,713)</b>

# Sewer - Lower Valley Fund

The three sewer funds track the operations of the County run sewer systems in various parts of the County. Revenues come primarily from user fees.

## 2024 Approved Budget by Fund Sewer - Lower Valley

	2022 Actual	2023 Estimated	2024 Approved
<b>REVENUE:</b>			
<b>Taxes and Other Revenue</b>			
Charges For Services	\$ 135,844	\$ 155,000	\$ 155,000
Other Financing	3,444	-	-
<b>Taxes and Other Revenue</b>	<b>\$ 139,287</b>	<b>\$ 155,000</b>	<b>\$ 155,000</b>
<b>Total Revenue</b>	<b>\$ 139,287</b>	<b>\$ 155,000</b>	<b>\$ 155,000</b>
<b>EXPENSE:</b>			
<b>Streets And Public Improvement</b>			
Sewer - Lower Valley	\$ 107,669	\$ 218,128	\$ 143,742
<b>Streets And Public Improvement</b>	<b>\$ 107,669</b>	<b>\$ 218,128</b>	<b>\$ 143,742</b>
<b>Total Expense</b>	<b>\$ 107,669</b>	<b>\$ 218,128</b>	<b>\$ 143,742</b>
<b>Sewer - Lower Valley - Additions to (Uses of) Fund Balance</b>	<b>\$ 31,618</b>	<b>\$ (63,128)</b>	<b>\$ 11,258</b>

## 2024 Approved Budget

### 25431000 - Sewer - Lower Valley

Object	Description	2022 Actual	2023 Revised Budget	2023 Estimated	2024 Approved
<b>REVENUE:</b>					
430050	Service Fees	\$ 135,844	\$ 168,000	\$ 155,000	\$ 155,000
497500	Interest	3,444	900	-	-
<b>Total Revenue</b>		<b>\$ 139,287</b>	<b>\$ 168,900</b>	<b>\$ 155,000</b>	<b>\$ 155,000</b>
<b>EXPENSE:</b>					
<b>Current Expense</b>					
620000	Office Expense/Supplies	\$ 749	\$ 1,000	\$ 1,000	\$ 1,000
624205	Bank Charges	977	-	728	-
654000	Service Fees	91,021	113,400	113,400	113,400
670000	Contracted Services	2,830	5,000	5,000	17,250
<b>Subtotal for Current Expense</b>		<b>\$ 95,577</b>	<b>\$ 119,400</b>	<b>\$ 120,128</b>	<b>\$ 131,650</b>
<b>Debt and Equipment</b>					
760500	Infrastructure	\$ -	\$ 90,000	\$ 90,000	\$ -
<b>Subtotal for Debt and Equipment</b>		<b>\$ -</b>	<b>\$ 90,000</b>	<b>\$ 90,000</b>	<b>\$ -</b>
<b>Interdepartmental</b>					
811500	Administrative Services	\$ 12,092	\$ 8,000	\$ 8,000	\$ 12,092
<b>Subtotal for Interdepartmental</b>		<b>\$ 12,092</b>	<b>\$ 8,000</b>	<b>\$ 8,000</b>	<b>\$ 12,092</b>
<b>Total Expense</b>		<b>\$ 107,669</b>	<b>\$ 217,400</b>	<b>\$ 218,128</b>	<b>\$ 143,742</b>
<b>Total Additions to (Uses of) Fund Balance</b>		<b>\$ 31,618</b>	<b>\$ (48,500)</b>	<b>\$ (63,128)</b>	<b>\$ 11,258</b>

# Sewer - Upper Valley Fund

The three sewer funds track the operations of the County run sewer systems in various parts of the County. Revenues come primarily from user fees.

## 2024 Approved Budget by Fund Sewer - Upper Valley

	2022 Actual	2023 Estimated	2024 Approved
<b>REVENUE:</b>			
<b>Taxes and Other Revenue</b>			
Charges For Services	\$ 22,547	\$ 23,000	\$ 23,000
Other Financing	1,687	-	300
<b>Taxes and Other Revenue</b>	<b>\$ 24,234</b>	<b>\$ 23,000</b>	<b>\$ 23,300</b>
<b>Total Revenue</b>	<b>\$ 24,234</b>	<b>\$ 23,000</b>	<b>\$ 23,300</b>
<b>EXPENSE:</b>			
<b>Streets And Public Improvement</b>			
Sewer - Upper Valley	\$ 10,288	\$ 26,182	\$ 36,722
<b>Streets And Public Improvement</b>	<b>\$ 10,288</b>	<b>\$ 26,182</b>	<b>\$ 36,722</b>
<b>Total Expense</b>	<b>\$ 10,288</b>	<b>\$ 26,182</b>	<b>\$ 36,722</b>
<b>Sewer - Upper Valley - Additions to (Uses of) Fund Balance</b>	<b>\$ 13,947</b>	<b>\$ (3,182)</b>	<b>\$ (13,422)</b>



## 2024 Approved Budget

### 25432000 - Sewer - Upper Valley

Object	Description	2022 Actual	2023 Revised Budget	2023 Estimated	2024 Approved
<b>REVENUE:</b>					
430050	Service Fees	\$ 22,547	\$ 25,000	\$ 23,000	\$ 23,000
497500	Interest	1,687	300	-	300
<b>Total Revenue</b>		<b>\$ 24,234</b>	<b>\$ 25,300</b>	<b>\$ 23,000</b>	<b>\$ 23,300</b>
<b>EXPENSE:</b>					
<b>Current Expense</b>					
620000	Office Expense/Supplies	\$ 191	\$ 1,182	\$ 1,182	\$ 1,182
625000	Equipment Maintenance	-	-	-	25,500
630000	Special Projects	265	1,000	1,000	1,000
654000	Service Fees	2,677	2,000	2,000	2,000
670000	Contracted Services	-	36,000	11,000	-
<b>Subtotal for Current Expense</b>		<b>\$ 3,133</b>	<b>\$ 40,182</b>	<b>\$ 15,182</b>	<b>\$ 29,682</b>
<b>Debt and Equipment</b>					
761400	Improvements	\$ 119	\$ 5,000	\$ 5,000	\$ -
765000	Controlled Assets	-	3,000	3,000	-
<b>Subtotal for Debt and Equipment</b>		<b>\$ 119</b>	<b>\$ 8,000</b>	<b>\$ 8,000</b>	<b>\$ -</b>
<b>Interdepartmental</b>					
811500	Administrative Services	\$ 7,036	\$ 3,000	\$ 3,000	\$ 7,040
<b>Subtotal for Interdepartmental</b>		<b>\$ 7,036</b>	<b>\$ 3,000</b>	<b>\$ 3,000</b>	<b>\$ 7,040</b>
<b>Total Expense</b>		<b>\$ 10,288</b>	<b>\$ 51,182</b>	<b>\$ 26,182</b>	<b>\$ 36,722</b>
<b>Total Additions to (Uses of) Fund Balance</b>		<b>\$ 13,947</b>	<b>\$ (25,882)</b>	<b>\$ (3,182)</b>	<b>\$ (13,422)</b>

# Sewer - Pineview West Fund

The three sewer funds track the operations of the County run sewer systems in various parts of the County. Revenues come primarily from user fees.

## 2024 Approved Budget by Fund Sewer - Pineview West

	2022 Actual	2023 Estimated	2024 Approved
<b>REVENUE:</b>			
<b>Taxes and Other Revenue</b>			
Charges For Services	\$ 12,444	\$ 14,000	\$ 15,552
Other Financing	537	-	-
<b>Taxes and Other Revenue</b>	<b>\$ 12,981</b>	<b>\$ 14,000</b>	<b>\$ 15,552</b>
<b>Total Revenue</b>	<b>\$ 12,981</b>	<b>\$ 14,000</b>	<b>\$ 15,552</b>
<b>EXPENSE:</b>			
<b>Streets And Public Improvement</b>			
Sewer - Pineview West Crimson	\$ 2,866	\$ 6,970	\$ 15,235
Sewer - Pineview West Radford	1,902	2,700	17,320
<b>Streets And Public Improvement</b>	<b>\$ 4,768</b>	<b>\$ 9,670</b>	<b>\$ 32,555</b>
<b>Total Expense</b>	<b>\$ 4,768</b>	<b>\$ 9,670</b>	<b>\$ 32,555</b>
<b>Sewer - Pineview West - Additions to (Uses of) Fund Balance</b>	<b>\$ 8,213</b>	<b>\$ 4,330</b>	<b>\$ (17,003)</b>

## 2024 Approved Budget

### 25433250 - Pineview West Crimson Ridge

Object	Description	2022 Actual	2023 Revised Budget	2023 Estimated	2024 Approved
<b>REVENUE:</b>					
430050	Service Fees	\$ 5,544	\$ 5,800	\$ 5,800	\$ 6,720
497500	Interest	537	150	-	-
<b>Total Revenue</b>		<b>\$ 6,081</b>	<b>\$ 5,950</b>	<b>\$ 5,800</b>	<b>\$ 6,720</b>
<b>EXPENSE:</b>					
<b>Current Expense</b>					
620000	Office Expense/Supplies	\$ 117	\$ 70	\$ 70	\$ 70
625000	Equipment Maintenance	-	-	-	12,500
630000	Special Projects	-	3,500	3,500	-
654000	Service Fees	1,287	900	900	1,200
<b>Subtotal for Current Expense</b>		<b>\$ 1,404</b>	<b>\$ 4,470</b>	<b>\$ 4,470</b>	<b>\$ 13,770</b>
<b>Interdepartmental</b>					
811500	Administrative Services	\$ 1,462	\$ 2,500	\$ 2,500	\$ 1,465
<b>Subtotal for Interdepartmental</b>		<b>\$ 1,462</b>	<b>\$ 2,500</b>	<b>\$ 2,500</b>	<b>\$ 1,465</b>
<b>Total Expense</b>		<b>\$ 2,866</b>	<b>\$ 6,970</b>	<b>\$ 6,970</b>	<b>\$ 15,235</b>
<b>Total Additions to (Uses of) Fund Balance</b>		<b>\$ 3,215</b>	<b>\$ (1,020)</b>	<b>\$ (1,170)</b>	<b>\$ (8,515)</b>

## 2024 Approved Budget

### 25433260 - Pineview West Radford Hills

Object	Description	2022 Actual	2023 Revised Budget	2023 Estimated	2024 Approved
<b>REVENUE:</b>					
430050	Service Fees	\$ 6,900	\$ 8,200	\$ 8,200	\$ 8,832
<b>Total Revenue</b>		<b>\$ 6,900</b>	<b>\$ 8,200</b>	<b>\$ 8,200</b>	<b>\$ 8,832</b>
<b>EXPENSE:</b>					
<b>Current Expense</b>					
620000	Office Expense/Supplies	\$ 98	\$ 500	\$ 500	\$ 500
654000	Service Fees	1,187	1,200	1,200	1,200
<b>Subtotal for Current Expense</b>		<b>\$ 1,284</b>	<b>\$ 1,700</b>	<b>\$ 1,700</b>	<b>\$ 1,700</b>
<b>Debt and Equipment</b>					
760500	Infrastructure	\$ -	\$ 18,300	\$ -	\$ -
764000	Capital Equipment	-	-	-	15,000
<b>Subtotal for Debt and Equipment</b>		<b>\$ -</b>	<b>\$ 18,300</b>	<b>\$ -</b>	<b>\$ 15,000</b>
<b>Interdepartmental</b>					
811500	Administrative Services	\$ 617	\$ 1,000	\$ 1,000	\$ 620
<b>Subtotal for Interdepartmental</b>		<b>\$ 617</b>	<b>\$ 1,000</b>	<b>\$ 1,000</b>	<b>\$ 620</b>
<b>Total Expense</b>		<b>\$ 1,902</b>	<b>\$ 21,000</b>	<b>\$ 2,700</b>	<b>\$ 17,320</b>
<b>Total Additions to (Uses of) Fund Balance</b>		<b>\$ 4,998</b>	<b>\$ (12,800)</b>	<b>\$ 5,500</b>	<b>\$ (8,488)</b>

# RAMP Tax Fund

This fund accounts for a voter-approved countywide 1/10<sup>th</sup> of one percent sales tax that is restricted for use on facilities and activities related to recreation, arts, museums, and parks (“RAMP”).

## 2024 Approved Budget by Fund Ramp Tax Fund

	2022 Actual	2023 Estimated	2024 Approved
<b>REVENUE:</b>			
<b>Taxes and Other Revenue</b>			
Other Financing	\$ 108,343	\$ 100,000	\$ 100,000
Taxes	6,049,429	6,283,550	6,535,000
<b>Taxes and Other Revenue</b>	<b>\$ 6,157,772</b>	<b>\$ 6,383,550</b>	<b>\$ 6,635,000</b>
<b>Total Revenue</b>	<b>\$ 6,157,772</b>	<b>\$ 6,383,550</b>	<b>\$ 6,635,000</b>
<b>EXPENSE:</b>			
<b>Parks And Recreation</b>			
Ramp Tax	\$ 5,504,319	\$ 5,514,922	\$ 13,479,825
<b>Parks And Recreation</b>	<b>\$ 5,504,319</b>	<b>\$ 5,514,922</b>	<b>\$ 13,479,825</b>
<b>Total Expense</b>	<b>\$ 5,504,319</b>	<b>\$ 5,514,922</b>	<b>\$ 13,479,825</b>
<b>Ramp Tax Fund - Additions to (Uses of) Fund Balance</b>	<b>\$ 653,453</b>	<b>\$ 868,628</b>	<b>\$ (6,844,825)</b>

## 2024 Approved Budget

### 26830000 - Ramp Tax

Object	Description	2022 Actual	2023 Revised Budget	2023 Estimated	2024 Approved
<b>REVENUE:</b>					
405040	Ramp Sales Tax	\$ 6,049,429	\$ 6,893,000	\$ 6,283,550	\$ 6,535,000
497500	Interest	108,343	50,000	100,000	100,000
<b>Total Revenue</b>		<b>\$ 6,157,772</b>	<b>\$ 6,943,000</b>	<b>\$ 6,383,550</b>	<b>\$ 6,635,000</b>
<b>EXPENSE:</b>					
<b>Current Expense</b>					
612000	Approp To Other Agency	\$ 5,413,577	\$ 10,654,146	\$ 5,420,669	\$ 13,381,800
615000	Administrative Fees	90,741	103,395	94,253	98,025
<b>Subtotal for Current Expense</b>		<b>\$ 5,504,319</b>	<b>\$ 10,757,541</b>	<b>\$ 5,514,922</b>	<b>\$ 13,479,825</b>
<b>Total Expense</b>		<b>\$ 5,504,319</b>	<b>\$ 10,757,541</b>	<b>\$ 5,514,922</b>	<b>\$ 13,479,825</b>
<b>Total Additions to (Uses of) Fund Balance</b>		<b>\$ 653,453</b>	<b>\$ (3,814,541)</b>	<b>\$ 868,628</b>	<b>\$ (6,844,825)</b>

# Tourism Fund

This fund accounts for the County’s tourism-related taxes such as the restaurant tax and the hotel room tax. These funds are spent to promote tourism and recreation within the County.

## 2024 Approved Budget by Fund

### Tourism

	2022 Actual	2023 Estimated	2024 Approved
<b>REVENUE:</b>			
<b>Taxes and Other Revenue</b>			
Taxes	\$ 8,577,774	\$ 9,114,780	\$ 9,567,000
<b>Taxes and Other Revenue</b>	<b>\$ 8,577,774</b>	<b>\$ 9,114,780</b>	<b>\$ 9,567,000</b>
<b>Total Revenue</b>	<b>\$ 8,577,774</b>	<b>\$ 9,114,780</b>	<b>\$ 9,567,000</b>
<b>EXPENSE:</b>			
<b>Parks And Recreation</b>			
Tourism	\$ 5,800,044	\$ 9,202,967	\$ 9,789,144
<b>Parks And Recreation</b>	<b>\$ 5,800,044</b>	<b>\$ 9,202,967</b>	<b>\$ 9,789,144</b>
<b>Total Expense</b>	<b>\$ 5,800,044</b>	<b>\$ 9,202,967</b>	<b>\$ 9,789,144</b>
<b>Tourism - Additions to (Uses of) Fund Balance</b>	<b>\$ 2,777,730</b>	<b>\$ (88,187)</b>	<b>\$ (222,144)</b>

## 26835000 - Tourism

### 26835000 - Tourism

Object	Description	2022 Actual	2023 Revised Budget	2023 Estimated	2024 Approved
<b>REVENUE:</b>					
407000	Leased Vehicle Fees	\$ 656,183	\$ 736,000	\$ 642,528	\$ 642,000
407200	Restaurant Tax	5,266,337	5,411,000	5,615,914	5,897,000
407400	Transient Room Tax	2,655,254	2,709,000	2,856,338	3,028,000
<b>Total Revenue</b>		<b>\$ 8,577,774</b>	<b>\$ 8,856,000</b>	<b>\$ 9,114,780</b>	<b>\$ 9,567,000</b>
<b>EXPENSE:</b>					
<b>Current Expense</b>					
612010	Convention Bureau	\$ 1,147,923	\$ 1,550,000	\$ 1,550,000	\$ 1,577,900
630050	Legacy Grants	16,500	42,300	42,300	46,680
630055	Goal Foundation	60,000	62,000	64,000	62,000
636000	Marketing And Promotions	35,000	35,000	35,000	35,000
<b>Subtotal for Current Expense</b>		<b>\$ 1,259,423</b>	<b>\$ 1,689,300</b>	<b>\$ 1,691,300</b>	<b>\$ 1,721,580</b>
<b>Interdepartmental</b>					
850000	Transfers To Other Funds	\$ 4,540,621	\$ 9,027,114	\$ 7,511,667	\$ 8,067,564
<b>Subtotal for Interdepartmental</b>		<b>\$ 4,540,621</b>	<b>\$ 9,027,114</b>	<b>\$ 7,511,667</b>	<b>\$ 8,067,564</b>
<b>Total Expense</b>		<b>\$ 5,800,044</b>	<b>\$ 10,716,414</b>	<b>\$ 9,202,967</b>	<b>\$ 9,789,144</b>
<b>Total Additions to (Uses of) Fund Balance</b>		<b>\$ 2,777,730</b>	<b>\$ (1,860,414)</b>	<b>\$ (88,187)</b>	<b>\$ (222,144)</b>



# Debt Service Fund

This fund accounts for the accumulation of resources for payment of principal, interest, and related costs on the County's general obligation and sales tax revenue bonds. The principal revenue source is property and sales taxes.

## 2024 Approved Budget by Fund Debt Service Fund

	2022 Actual	2023 Estimated	2024 Approved
<b>REVENUE:</b>			
<b>Taxes and Other Revenue</b>			
License And Fees	\$ 175,091	\$ 170,000	\$ 175,000
Other Financing	216,527	219,951	219,800
Taxes	3,348,360	3,539,100	3,464,000
<b>Taxes and Other Revenue</b>	<b>\$ 3,739,978</b>	<b>\$ 3,929,051</b>	<b>\$ 3,858,800</b>
<b>Total Revenue</b>	<b>\$ 3,739,978</b>	<b>\$ 3,929,051</b>	<b>\$ 3,858,800</b>
<b>EXPENSE:</b>			
<b>Debt Service</b>			
Debt Service	\$ 3,551,443	\$ 3,560,620	\$ 3,602,800
<b>Debt Service</b>	<b>\$ 3,551,443</b>	<b>\$ 3,560,620</b>	<b>\$ 3,602,800</b>
<b>Total Expense</b>	<b>\$ 3,551,443</b>	<b>\$ 3,560,620</b>	<b>\$ 3,602,800</b>
<b>Debt Service Fund - Additions to (Uses of) Fund Balance</b>	<b>\$ 188,536</b>	<b>\$ 368,431</b>	<b>\$ 256,000</b>

## 2024 Approved Budget

### 30820110 - General Obligation Bonds

Object	Description	2022 Actual	2023 Revised Budget	2023 Estimated	2024 Approved
<b>REVENUE:</b>					
401000	Current Property Taxes	\$ 3,239,303	\$ 3,333,412	\$ 3,458,100	\$ 3,383,000
401005	Interest on Current Prop Tax	7,032	-	-	-
401010	Delinquent Taxes	98,872	112,000	78,000	78,000
401020	Interest On Delinquent Taxes	3,154	4,000	3,000	3,000
420000	Registered Vehicle Fees	175,091	192,000	170,000	175,000
<b>Total Revenue</b>		<b>\$ 3,523,451</b>	<b>\$ 3,641,412</b>	<b>\$ 3,709,100</b>	<b>\$ 3,639,000</b>
<b>EXPENSE:</b>					
<b>Total Additions to (Uses of) Fund Balance</b>		<b>\$ 3,523,451</b>	<b>\$ 3,641,412</b>	<b>\$ 3,709,100</b>	<b>\$ 3,639,000</b>

## 2024 Approved Budget

### 30820111 - 2013 GO Bond

Object	Description	2022 Actual	2023 Revised Budget	2023 Estimated	2024 Approved
<b>EXPENSE:</b>					
<b>Debt and Equipment</b>					
715000	Principal	\$ 1,670,000	\$ 1,755,000	\$ 1,755,000	\$ -
715500	Interest Expense	91,229	3,656	3,656	-
716500	Trustee Fees	750	3,000	3,000	3,000
<b>Subtotal for Debt and Equipment</b>		<b>\$ 1,761,979</b>	<b>\$ 1,761,656</b>	<b>\$ 1,761,656</b>	<b>\$ 3,000</b>
<b>Total Expense</b>		<b>\$ 1,761,979</b>	<b>\$ 1,761,656</b>	<b>\$ 1,761,656</b>	<b>\$ 3,000</b>
<b>Total Additions to (Uses of) Fund Balance</b>		<b>\$ (1,761,979)</b>	<b>\$ (1,761,656)</b>	<b>\$ (1,761,656)</b>	<b>\$ (3,000)</b>

## 2024 Approved Budget

### 30820112 - 2016 GO Bonds

Object	Description	2022 Actual	2023 Revised Budget	2023 Estimated	2024 Approved
<b>REVENUE:</b>					
497500	Interest	\$ 173	\$ 173	\$ -	\$ -
<b>Total Revenue</b>		<b>\$ 173</b>	<b>\$ 173</b>	<b>\$ -</b>	<b>\$ -</b>
<b>EXPENSE:</b>					
<b>Debt and Equipment</b>					
715000	Principal	\$ 480,000	\$ 500,000	\$ 500,000	\$ 515,000
715500	Interest Expense	232,777	213,215	213,215	206,500
716500	Trustee Fees	500	3,000	3,000	3,000
<b>Subtotal for Debt and Equipment</b>		<b>\$ 713,277</b>	<b>\$ 716,215</b>	<b>\$ 716,215</b>	<b>\$ 724,500</b>
<b>Total Expense</b>		<b>\$ 713,277</b>	<b>\$ 716,215</b>	<b>\$ 716,215</b>	<b>\$ 724,500</b>
<b>Total Additions to (Uses of) Fund Balance</b>		<b>\$ (713,104)</b>	<b>\$ (716,042)</b>	<b>\$ (716,215)</b>	<b>\$ (724,500)</b>

## 2024 Approved Budget

### 30820113 - 2020 GO Bonds

Object	Description	2022 Actual	2023 Revised Budget	2023 Estimated	2024 Approved
<b>REVENUE:</b>					
497500	Interest	\$ 236	\$ -	\$ -	\$ -
<b>Total Revenue</b>		<b>\$ 236</b>	<b>\$ -</b>	<b>\$ -</b>	<b>\$ -</b>
<b>EXPENSE:</b>					
<b>Debt and Equipment</b>					
715000	Principal	\$ 470,000	\$ 475,000	\$ 475,000	\$ 2,275,000
715500	Interest Expense	387,153	384,799	384,799	377,500
716500	Trustee Fees	500	3,000	3,000	3,000
<b>Subtotal for Debt and Equipment</b>		<b>\$ 857,653</b>	<b>\$ 862,799</b>	<b>\$ 862,799</b>	<b>\$ 2,655,500</b>
<b>Total Expense</b>		<b>\$ 857,653</b>	<b>\$ 862,799</b>	<b>\$ 862,799</b>	<b>\$ 2,655,500</b>
<b>Total Additions to (Uses of) Fund Balance</b>		<b>\$ (857,417)</b>	<b>\$ (862,799)</b>	<b>\$ (862,799)</b>	<b>\$ (2,655,500)</b>

## 2024 Approved Budget

### 30820123 - 2012 Sales Tax Bond

Object	Description	2022 Actual	2023 Revised Budget	2023 Estimated	2024 Approved
<b>REVENUE:</b>					
497500	Interest	\$ 1	\$ -	\$ -	\$ -
<b>Total Revenue</b>		<b>\$ 1</b>	<b>\$ -</b>	<b>\$ -</b>	<b>\$ -</b>
<b>EXPENSE:</b>					
<b>Debt and Equipment</b>					
716500	Trustee Fees	\$ 1,500	\$ -	\$ -	\$ -
<b>Subtotal for Debt and Equipment</b>		<b>\$ 1,500</b>	<b>\$ -</b>	<b>\$ -</b>	<b>\$ -</b>
<b>Total Expense</b>		<b>\$ 1,500</b>	<b>\$ -</b>	<b>\$ -</b>	<b>\$ -</b>
<b>Total Additions to (Uses of) Fund Balance</b>		<b>\$ (1,499)</b>	<b>\$ -</b>	<b>\$ -</b>	<b>\$ -</b>

## 2024 Approved Budget

### 30820125 - 2014B Sales Tax Bond

Object	Description	2022 Actual	2023 Revised Budget	2023 Estimated	2024 Approved
<b>EXPENSE:</b>					
<b>Debt and Equipment</b>					
716500	Trustee Fees	\$ 2,000	\$ -	\$ -	\$ -
<b>Subtotal for Debt and Equipment</b>		<b>\$ 2,000</b>	<b>\$ -</b>	<b>\$ -</b>	<b>\$ -</b>
<b>Total Expense</b>		<b>\$ 2,000</b>	<b>\$ -</b>	<b>\$ -</b>	<b>\$ -</b>
<b>Total Additions to (Uses of) Fund Balance</b>		<b>\$ (2,000)</b>	<b>\$ -</b>	<b>\$ -</b>	<b>\$ -</b>

## 2024 Approved Budget

### 30820127 - 2020 Sales Tax Bonds

Object	Description	2022 Actual	2023 Revised Budget	2023 Estimated	2024 Approved
<b>REVENUE:</b>					
495500	Transfers From Other Funds	\$ 216,115	\$ 219,951	\$ 219,951	\$ 219,800
497500	Interest	2	-	-	-
<b>Total Revenue</b>		<b>\$ 216,117</b>	<b>\$ 219,951</b>	<b>\$ 219,951</b>	<b>\$ 219,800</b>
<b>EXPENSE:</b>					
<b>Debt and Equipment</b>					
715000	Principal	\$ 195,000	\$ 201,000	\$ 201,000	\$ 203,000
715500	Interest Expense	17,033	15,951	15,951	13,800
716500	Trustee Fees	3,000	3,000	3,000	3,000
<b>Subtotal for Debt and Equipment</b>		<b>\$ 215,033</b>	<b>\$ 219,951</b>	<b>\$ 219,951</b>	<b>\$ 219,800</b>
<b>Total Expense</b>		<b>\$ 215,033</b>	<b>\$ 219,951</b>	<b>\$ 219,951</b>	<b>\$ 219,800</b>
<b>Total Additions to (Uses of) Fund Balance</b>		<b>\$ 1,084</b>	<b>\$ -</b>	<b>\$ 0</b>	<b>\$ -</b>



# Special Assessment Bond Fund

This fund accounts for the accumulation of resources for payment of principal, interest, and related costs on the County's special assessment bonds. The principal revenue source is payments from owners of property within the assessment area.

## 2024 Approved Budget by Fund Special Assessment Bond Fund

	2022 Actual	2023 Estimated	2024 Approved
<b>REVENUE:</b>			
<b>Taxes and Other Revenue</b>			
Other Financing	\$ 65,986	\$ 150,000	\$ 100,000
Taxes	1,663,521	1,402,098	1,576,013
<b>Taxes and Other Revenue</b>	<b>\$ 1,729,507</b>	<b>\$ 1,552,098</b>	<b>\$ 1,676,013</b>
<b>Total Revenue</b>	<b>\$ 1,729,507</b>	<b>\$ 1,552,098</b>	<b>\$ 1,676,013</b>
<b>EXPENSE:</b>			
<b>Debt Service</b>			
Special Assessment Bond	\$ 1,636,858	\$ 1,747,804	\$ 1,676,013
<b>Debt Service</b>	<b>\$ 1,636,858</b>	<b>\$ 1,747,804</b>	<b>\$ 1,676,013</b>
<b>Total Expense</b>	<b>\$ 1,636,858</b>	<b>\$ 1,747,804</b>	<b>\$ 1,676,013</b>
<b>Special Assessment Bond Fund - Additions to (Uses of) Fund Balance</b>	<b>\$ 92,650</b>	<b>\$ (195,706)</b>	<b>\$ -</b>

## 2024 Approved Budget

### 31825140 - 2013 SAA Bond

Object	Description	2022 Actual	2023 Revised Budget	2023 Estimated	2024 Approved
<b>REVENUE:</b>					
401100	Special Assessment	\$ 1,663,521	\$ 1,498,169	\$ 1,402,098	\$ 1,576,013
497500	Interest	60,693	15,000	150,000	100,000
497700	Fair Value Adjustment	5,293	-	-	-
<b>Total Revenue</b>		<b>\$ 1,729,507</b>	<b>\$ 1,513,169</b>	<b>\$ 1,552,098</b>	<b>\$ 1,676,013</b>
<b>EXPENSE:</b>					
<b>Current Expense</b>					
690030	Trust / Escrow Disbursement	\$ 5,330	\$ 40,000	\$ 44,635	\$ 40,000
<b>Subtotal for Current Expense</b>		<b>\$ 5,330</b>	<b>\$ 40,000</b>	<b>\$ 44,635</b>	<b>\$ 40,000</b>
<b>Debt and Equipment</b>					
715000	Principal	\$ 930,000	\$ 825,000	\$ 1,030,000	\$ 1,000,000
715500	Interest Expense	668,928	640,169	640,169	602,513
716500	Trustee Fees	32,600	33,000	33,000	33,500
<b>Subtotal for Debt and Equipment</b>		<b>\$ 1,631,528</b>	<b>\$ 1,498,169</b>	<b>\$ 1,703,169</b>	<b>\$ 1,636,013</b>
<b>Total Expense</b>		<b>\$ 1,636,858</b>	<b>\$ 1,538,169</b>	<b>\$ 1,747,804</b>	<b>\$ 1,676,013</b>
<b>Total Additions to (Uses of) Fund Balance</b>		<b>\$ 92,650</b>	<b>\$ (25,000)</b>	<b>\$ (195,706)</b>	<b>\$ -</b>

# Capital Projects Fund

This fund accounts for the acquisition and construction of major capital facilities other than those financed by the proprietary funds. Funding typically comes from bond proceeds, transfers from other funds, and interest earnings.

## 2024 Approved Budget by Fund Capital Projects Fund

	2022 Actual	2023 Estimated	2024 Approved
<b>REVENUE:</b>			
<b>Taxes and Other Revenue</b>			
Other Financing	\$ 34,581,546	\$ 50,000	\$ 3,789,000
<b>Taxes and Other Revenue</b>	<b>\$ 34,581,546</b>	<b>\$ 50,000</b>	<b>\$ 3,789,000</b>
<b>Total Revenue</b>	<b>\$ 34,581,546</b>	<b>\$ 50,000</b>	<b>\$ 3,789,000</b>
<b>EXPENSE:</b>			
<b>Capital Projects</b>			
Capital Improvements	\$ 3,001,352	\$ 22,684,170	\$ 23,203,000
<b>Capital Projects</b>	<b>\$ 3,001,352</b>	<b>\$ 22,684,170</b>	<b>\$ 23,203,000</b>
<b>Total Expense</b>	<b>\$ 3,001,352</b>	<b>\$ 22,684,170</b>	<b>\$ 23,203,000</b>
<b>Capital Projects Fund - Additions to (Uses of) Fund Balance</b>	<b>\$ 31,580,194</b>	<b>\$ (22,634,170)</b>	<b>\$ (19,414,000)</b>

## 2024 Approved Budget

### 35850000 - Capital Improvements

Object	Description	2022 Actual	2023 Revised Budget	2023 Estimated	2024 Approved
<b>REVENUE:</b>					
490000	Miscellaneous Revenue	\$ 24,463	\$ -	\$ -	\$ -
495500	Transfers From Other Funds	34,505,593	8,618,604	-	3,739,000
495700	Intrafund Transfers	16,982	-	-	-
497500	Interest	51,490	-	50,000	50,000
<b>Total Revenue</b>		<b>\$ 34,598,528</b>	<b>\$ 8,618,604</b>	<b>\$ 50,000</b>	<b>\$ 3,789,000</b>
<b>EXPENSE:</b>					
<b>Current Expense</b>					
630000	Special Projects	\$ -	\$ 400,000	\$ 400,000	\$ 400,000
<b>Subtotal for Current Expense</b>		<b>\$ -</b>	<b>\$ 400,000</b>	<b>\$ 400,000</b>	<b>\$ 400,000</b>
<b>Debt and Equipment</b>					
760000	Land	\$ -	\$ 2,100,000	\$ 2,100,000	\$ -
761200	Building Improvements	2,446,182	25,096,562	5,000,000	22,803,000
761400	Improvements	78,555	15,096,610	15,096,610	-
763000	Software	474,090	-	87,560	-
764000	Capital Equipment	2,525	-	-	-
<b>Subtotal for Debt and Equipment</b>		<b>\$ 3,001,352</b>	<b>\$ 42,293,172</b>	<b>\$ 22,284,170</b>	<b>\$ 22,803,000</b>
<b>Total Expense</b>		<b>\$ 3,001,352</b>	<b>\$ 42,693,172</b>	<b>\$ 22,684,170</b>	<b>\$ 23,203,000</b>
<b>Total Additions to (Uses of) Fund Balance</b>		<b>\$ 31,597,176</b>	<b>\$ (34,074,568)</b>	<b>\$ (22,634,170)</b>	<b>\$ (19,414,000)</b>

## 2024 Approved Budget

### 36490000 - Public Works

Object	Description	2022 Actual	2023 Revised Budget	2023 Estimated	2024 Approved
<b>REVENUE:</b>					
495700	Intrafund Transfers	\$ (16,982)	\$ -	\$ -	\$ -
<b>Total Revenue</b>		<b>\$ (16,982)</b>	<b>\$ -</b>	<b>\$ -</b>	<b>\$ -</b>
<b>EXPENSE:</b>					
<b>Current Expense</b>					
630000	Special Projects	\$ -	\$ 16,892	\$ -	\$ -
<b>Subtotal for Current Expense</b>		<b>\$ -</b>	<b>\$ 16,892</b>	<b>\$ -</b>	<b>\$ -</b>
<b>Total Expense</b>		<b>\$ -</b>	<b>\$ 16,892</b>	<b>\$ -</b>	<b>\$ -</b>
<b>Total Additions to (Uses of) Fund Balance</b>		<b>\$ (16,982)</b>	<b>\$ (16,892)</b>	<b>\$ -</b>	<b>\$ -</b>

# Flood Control Fund

This fund accounts for the County’s flood control activities within the County. The principal revenue source is property taxes.

## 2024 Approved Budget by Fund Flood Control

	2022 Actual	2023 Estimated	2024 Approved
<b>REVENUE:</b>			
<b>Taxes and Other Revenue</b>			
License And Fees	\$ 115,656	\$ 112,000	\$ 115,000
Other Financing	18,078	-	-
Taxes	2,143,109	2,192,400	2,345,500
<b>Taxes and Other Revenue</b>	<b>\$ 2,276,843</b>	<b>\$ 2,304,400</b>	<b>\$ 2,460,500</b>
<b>Total Revenue</b>	<b>\$ 2,276,843</b>	<b>\$ 2,304,400</b>	<b>\$ 2,460,500</b>
<b>EXPENSE:</b>			
<b>Streets And Public Improvement</b>			
Flood Control	\$ 721,202	\$ 1,743,467	\$ 1,425,637
<b>Streets And Public Improvement</b>	<b>\$ 721,202</b>	<b>\$ 1,743,467</b>	<b>\$ 1,425,637</b>
<b>Total Expense</b>	<b>\$ 721,202</b>	<b>\$ 1,743,467</b>	<b>\$ 1,425,637</b>
<b>Flood Control - Additions to (Uses of) Fund Balance</b>	<b>\$ 1,555,641</b>	<b>\$ 560,933</b>	<b>\$ 1,034,863</b>

## 2024 Approved Budget

### 37406000 - Flood Control

Object	Description	2022 Actual	2023 Revised Budget	2023 Estimated	2024 Approved
<b>REVENUE:</b>					
401000	Current Property Taxes	\$ 2,117,307	\$ 2,146,000	\$ 2,156,400	\$ 2,309,500
401005	Interest on Current Prop Tax	4,592	-	-	-
401010	Delinquent Taxes	20,722	19,000	35,000	35,000
401020	Interest On Delinquent Taxes	488	-	1,000	1,000
420000	Registered Vehicle Fees	115,656	63,000	112,000	115,000
497500	Interest	18,078	-	-	-
<b>Total Revenue</b>		<b>\$ 2,276,843</b>	<b>\$ 2,228,000</b>	<b>\$ 2,304,400</b>	<b>\$ 2,460,500</b>
<b>EXPENSE:</b>					
<b>Training &amp; Travel</b>					
550000	Training/Travel	\$ -	\$ 2,500	\$ -	\$ -
550010	Transportation	-	1,200	-	-
550015	Lodging	-	2,000	-	-
550020	Per Diem	-	1,300	-	-
<b>Subtotal for Training &amp; Travel</b>		<b>\$ -</b>	<b>\$ 7,000</b>	<b>\$ -</b>	<b>\$ -</b>
<b>Current Expense</b>					
620000	Office Expense/Supplies	\$ -	\$ 500	\$ 500	\$ 500
625000	Equipment Maintenance	3,692	20,000	20,000	20,000
625200	Fuel Expense	-	-	2,340	-
630000	Special Projects	163,744	410,644	410,644	600,000
640000	Special Supplies	-	5,000	5,000	5,000
670000	Contracted Services	-	1,000,000	1,000,000	-
<b>Subtotal for Current Expense</b>		<b>\$ 167,437</b>	<b>\$ 1,436,144</b>	<b>\$ 1,438,484</b>	<b>\$ 625,500</b>
<b>Debt and Equipment</b>					
760500	Infrastructure	\$ 553,390	\$ -	\$ -	\$ 500,000
764000	Capital Equipment	-	300,000	300,000	300,000
<b>Subtotal for Debt and Equipment</b>		<b>\$ 553,390</b>	<b>\$ 300,000</b>	<b>\$ 300,000</b>	<b>\$ 800,000</b>
<b>Interdepartmental</b>					
810050	Interdept Charg Risk Mgmt	\$ 375	\$ 341	\$ 341	\$ 137
811500	Administrative Services	-	4,642	4,642	-
<b>Subtotal for Interdepartmental</b>		<b>\$ 375</b>	<b>\$ 4,983</b>	<b>\$ 4,983</b>	<b>\$ 137</b>
<b>Total Expense</b>		<b>\$ 721,202</b>	<b>\$ 1,748,127</b>	<b>\$ 1,743,467</b>	<b>\$ 1,425,637</b>
<b>Total Additions to (Uses of) Fund Balance</b>		<b>\$ 1,555,641</b>	<b>\$ 479,873</b>	<b>\$ 560,933</b>	<b>\$ 1,034,863</b>

# Solid Waste Transfer Station Fund

This enterprise fund accounts for operations at the County’s waste transfer station and maintenance of the closed landfill site. Revenues come from tipping fees and other charges to users of the facilities.

## 2024 Approved Budget by Fund Solid Waste Transfer Station

	2022 Actual	2023 Estimated	2024 Approved
<b>REVENUE:</b>			
<b>Taxes and Other Revenue</b>			
Charges For Services	\$ 10,869,718	\$ 12,443,000	\$ 12,637,000
Miscellaneous	550,195	500,000	580,000
Other Financing	154,396	50,000	75,000
<b>Taxes and Other Revenue</b>	<b>\$ 11,574,308</b>	<b>\$ 12,993,000</b>	<b>\$ 13,292,000</b>
<b>Total Revenue</b>	<b>\$ 11,574,308</b>	<b>\$ 12,993,000</b>	<b>\$ 13,292,000</b>
<b>EXPENSE:</b>			
<b>Business-Type</b>			
Transfer Station	\$ 10,309,545	\$ 14,666,335	\$ 12,972,772
<b>Business-Type</b>	<b>\$ 10,309,545</b>	<b>\$ 14,666,335</b>	<b>\$ 12,972,772</b>
<b>Total Expense</b>	<b>\$ 10,309,545</b>	<b>\$ 14,666,335</b>	<b>\$ 12,972,772</b>
<b>Solid Waste Transfer Station - Additions to (Uses of) Fund Balance</b>	<b>\$ 1,264,763</b>	<b>\$ (1,673,335)</b>	<b>\$ 319,228</b>



## 2024 Approved Budget

### 40450410 - Landfill C&D

Object	Description	2022 Actual	2023 Revised Budget	2023 Estimated	2024 Approved
<b>REVENUE:</b>					
430050	Service Fees	\$ 1,116,675	\$ 1,033,500	\$ 1,100,000	\$ 1,100,000
441000	Rent Revenue	249,114	344,500	250,000	250,000
<b>Total Revenue</b>		<b>\$ 1,365,789</b>	<b>\$ 1,378,000</b>	<b>\$ 1,350,000</b>	<b>\$ 1,350,000</b>
<b>EXPENSE:</b>					
<b>Salaries and Wages</b>					
519900	Allocated Salaries and Wages	\$ 304,990	\$ -	\$ 250,000	\$ 250,000
529900	Allocated Benefits	149,911	-	150,000	150,000
<b>Subtotal for Salaries and Wages</b>		<b>\$ 454,902</b>	<b>\$ -</b>	<b>\$ 400,000</b>	<b>\$ 400,000</b>
<b>Training &amp; Travel</b>					
550000	Training/Travel	\$ 1,446	\$ 1,500	\$ 1,500	\$ 1,500
<b>Subtotal for Training &amp; Travel</b>		<b>\$ 1,446</b>	<b>\$ 1,500</b>	<b>\$ 1,500</b>	<b>\$ 1,500</b>
<b>Current Expense</b>					
555000	Meals/Entertainment	\$ 658	\$ 500	\$ 500	\$ 500
610100	Reimbursable Sales Tax	8	-	-	-
620000	Office Expense/Supplies	284	-	-	-
625000	Equipment Maintenance	201	-	7,229	-
626000	Building Maintenance	275	-	-	-
630000	Special Projects	-	-	7,400	-
630030	Disposal/Ecdc	279,820	230,000	300,000	300,000
640000	Special Supplies	153	200	200	200
<b>Subtotal for Current Expense</b>		<b>\$ 281,399</b>	<b>\$ 230,700</b>	<b>\$ 315,329</b>	<b>\$ 300,700</b>
<b>Debt and Equipment</b>					
766000	Closure Costs	\$ 66,349	\$ -	\$ -	\$ -
<b>Subtotal for Debt and Equipment</b>		<b>\$ 66,349</b>	<b>\$ -</b>	<b>\$ -</b>	<b>\$ -</b>
<b>Interdepartmental</b>					
811500	Administrative Services	\$ -	\$ 6,726	\$ 6,726	\$ 8,300
<b>Subtotal for Interdepartmental</b>		<b>\$ -</b>	<b>\$ 6,726</b>	<b>\$ 6,726</b>	<b>\$ 8,300</b>
<b>Total Expense</b>		<b>\$ 804,096</b>	<b>\$ 238,926</b>	<b>\$ 723,555</b>	<b>\$ 710,500</b>
<b>Total Additions to (Uses of) Fund Balance</b>		<b>\$ 561,693</b>	<b>\$ 1,139,074</b>	<b>\$ 626,445</b>	<b>\$ 639,500</b>

## 2024 Approved Budget

### 40450415 - Landfill Compost

Object	Description	2022 Actual	2023 Revised Budget	2023 Estimated	2024 Approved
<b>REVENUE:</b>					
450020	Composting Revenue	\$ 312,209	\$ 318,000	\$ 300,000	\$ 330,000
491500	Over/Short	(24)	-	-	-
<b>Total Revenue</b>		<b>\$ 312,185</b>	<b>\$ 318,000</b>	<b>\$ 300,000</b>	<b>\$ 330,000</b>
<b>EXPENSE:</b>					
<b>Salaries and Wages</b>					
519900	Allocated Salaries and Wages	\$ 200,645	\$ -	\$ 250,000	\$ 250,000
529900	Allocated Benefits	101,204	-	100,000	100,000
<b>Subtotal for Salaries and Wages</b>		<b>\$ 301,849</b>	<b>\$ -</b>	<b>\$ 350,000</b>	<b>\$ 350,000</b>
<b>Current Expense</b>					
620000	Office Expense/Supplies	\$ -	\$ -	\$ 67	\$ -
625000	Equipment Maintenance	23,948	41,500	41,500	25,000
625200	Fuel Expense	-	-	224	-
626000	Building Maintenance	-	-	57	-
630045	Compost Facility	95,775	65,000	65,000	81,500
640000	Special Supplies	-	150	3,727	150
<b>Subtotal for Current Expense</b>		<b>\$ 119,724</b>	<b>\$ 106,650</b>	<b>\$ 110,575</b>	<b>\$ 106,650</b>
<b>Debt and Equipment</b>					
761200	Building Improvements	\$ -	\$ -	\$ 111	\$ -
<b>Subtotal for Debt and Equipment</b>		<b>\$ -</b>	<b>\$ -</b>	<b>\$ 111</b>	<b>\$ -</b>
<b>Interdepartmental</b>					
811500	Administrative Services	\$ -	\$ 1,736	\$ 1,736	\$ 3,500
<b>Subtotal for Interdepartmental</b>		<b>\$ -</b>	<b>\$ 1,736</b>	<b>\$ 1,736</b>	<b>\$ 3,500</b>
<b>Total Expense</b>		<b>\$ 421,573</b>	<b>\$ 108,386</b>	<b>\$ 462,421</b>	<b>\$ 460,150</b>
<b>Total Additions to (Uses of) Fund Balance</b>		<b>\$ (109,388)</b>	<b>\$ 209,614</b>	<b>\$ (162,421)</b>	<b>\$ (130,150)</b>

## 2024 Approved Budget

### 40450430 - Transfer Station

Object	Description	2022 Actual	2023 Revised Budget	2023 Estimated	2024 Approved
<b>REVENUE:</b>					
430050	Service Fees	\$ 9,386,252	\$ 11,078,000	\$ 11,078,000	\$ 11,272,000
432034	Recycling Revenue	20,713	19,080	15,000	15,000
441000	Rent Revenue	96,964	-	-	-
450015	Salvage Revenue	237,986	200,000	200,000	250,000
490000	Miscellaneous Revenue	100	-	-	-
491500	Over/Short	62	-	-	-
496000	Sale Of Fixed Assets	83,800	-	-	-
497500	Interest	70,458	-	50,000	75,000
<b>Total Revenue</b>		<b>\$ 9,896,335</b>	<b>\$ 11,297,080</b>	<b>\$ 11,343,000</b>	<b>\$ 11,612,000</b>
<b>EXPENSE:</b>					
<b>Salaries and Wages</b>					
510000	Salaries And Wages	\$ 1,560,487	\$ 1,606,736	\$ 1,483,832	\$ 1,734,645
510005	Overtime	99,001	48,500	110,759	-
519900	Allocated Salaries and Wages	(505,636)	-	-	(500,000)
520001	Health/Dental Insurance	319,154	378,151	292,021	484,945
520005	Disability	8,295	7,785	7,000	8,572
520010	Retirement	307,642	292,761	253,800	321,179
520015	FICA	121,680	119,112	103,042	132,700
520020	Termination Pool	53,936	50,603	45,500	47,144
520025	Workers Comp	21,746	20,649	18,442	23,053
529900	Allocated Benefits	(251,116)	-	-	(250,000)
<b>Subtotal for Salaries and Wages</b>		<b>\$ 1,735,190</b>	<b>\$ 2,524,297</b>	<b>\$ 2,314,397</b>	<b>\$ 2,002,238</b>
<b>Training &amp; Travel</b>					
550000	Training/Travel	\$ 1,240	\$ 4,000	\$ 4,000	\$ 4,000
550005	Mileage Reimbursement	-	500	500	-
550010	Transportation	-	1,000	1,000	-
550015	Lodging	-	1,000	1,000	-
550020	Per Diem	-	1,000	1,000	-
<b>Subtotal for Training &amp; Travel</b>		<b>\$ 1,240</b>	<b>\$ 7,500</b>	<b>\$ 7,500</b>	<b>\$ 4,000</b>
<b>Current Expense</b>					
555000	Meals/Entertainment	\$ 4,621	\$ 3,000	\$ 3,000	\$ 3,000
610100	Reimbursable Sales Tax	122	-	142	-
620000	Office Expense/Supplies	4,749	4,500	7,056	4,500
621000	Subscriptions	-	400	400	360
624205	Bank Charges	44,803	36,000	36,000	36,000

## 2024 Approved Budget (Continued)

### 40450430 - Transfer Station

Object	Description	2022 Actual	2023 Revised Budget	2023 Estimated	2024 Approved
625000	Equipment Maintenance	593,293	382,300	382,300	346,500
625200	Fuel Expense	-	-	76,670	50,000
625300	Software Maint	6,276	840	1,835	840
626000	Building Maintenance	82,489	44,000	84,569	94,000
627000	Utilities	50,464	45,000	45,000	45,000
628000	Telephone	3,687	2,800	3,807	2,800
630000	Special Projects	-	60,000	60,000	-
630025	Contract Labor	-	-	12,237	15,000
630030	Disposal/Ecdc	5,830,155	7,273,000	7,273,000	7,491,190
630035	Hazardous Waste	31,826	60,000	40,000	40,000
630040	Recycling	3,733	10,000	8,000	8,000
635000	Special Services	11,235	5,000	5,000	5,000
640000	Special Supplies	178,352	50,000	50,000	20,000
640040	First Aid Supplies	5,833	2,000	7,140	10,000
640042	Inmate Supplies	13	2,000	-	-
640044	Misc Shop Supplies	6,003	9,160	9,160	10,000
<b>Subtotal for Current Expense</b>		<b>\$ 6,857,654</b>	<b>\$ 7,990,000</b>	<b>\$ 8,105,317</b>	<b>\$ 8,182,190</b>
<b>Debt and Equipment</b>					
715000	Principal	\$ 3,140	\$ 447,045	\$ 447,045	\$ -
761200	Building Improvements	206,634	125,000	125,000	-
761400	Improvements	283	501,500	501,500	-
763000	Software	-	-	7,175	-
764000	Capital Equipment	23,235	1,137,125	1,137,125	725,000
765000	Controlled Assets	-	92,100	92,100	85,000
766000	Closure Costs	7,204	30,000	30,000	30,000
780000	Depreciation	-	480,000	480,000	480,000
<b>Subtotal for Debt and Equipment</b>		<b>\$ 240,496</b>	<b>\$ 2,812,770</b>	<b>\$ 2,819,945</b>	<b>\$ 1,320,000</b>
<b>Interdepartmental</b>					
810020	Interdept Charges Telephone	\$ 6,812	\$ 6,464	\$ 6,464	\$ 4,669
810030	Interdept Charges Fleet	3,391	3,221	3,221	53,111
810040	Interdept Charges Computer	2,432	3,677	3,677	4,926
810050	Interdept Chrg Risk Mgmt	38,661	34,930	34,930	37,487
811500	Administrative Services	198,000	184,909	184,909	193,500
<b>Subtotal for Interdepartmental</b>		<b>\$ 249,295</b>	<b>\$ 233,200</b>	<b>\$ 233,200</b>	<b>\$ 293,693</b>
<b>Total Expense</b>		<b>\$ 9,083,876</b>	<b>\$ 13,567,768</b>	<b>\$ 13,480,359</b>	<b>\$ 11,802,122</b>
<b>Total Additions to (Uses of) Fund Balance</b>		<b>\$ 812,459</b>	<b>\$ (2,270,688)</b>	<b>\$ (2,137,359)</b>	<b>\$ (190,122)</b>

# Animal Shelter Fund

This enterprise fund accounts for activities of the County’s expanded animal shelter. Revenues come mainly from charges to other governments for animal sheltering services, and from charges to the public for shelter and adoption services.

## 2024 Approved Budget by Fund Animal Shelter

	2022 Actual	2023 Estimated	2024 Approved
<b>REVENUE:</b>			
<b>Taxes and Other Revenue</b>			
Charges For Services	\$ 994,950	\$ 1,052,601	\$ 1,088,428
Other Financing	55,662	30,308	37,000
<b>Taxes and Other Revenue</b>	<b>\$ 1,050,613</b>	<b>\$ 1,082,909</b>	<b>\$ 1,125,428</b>
<b>Total Revenue</b>	<b>\$ 1,050,613</b>	<b>\$ 1,082,909</b>	<b>\$ 1,125,428</b>
<b>EXPENSE:</b>			
<b>Public Safety</b>			
Animal Shelter	\$ 1,046,158	\$ 1,256,908	\$ 1,273,554
<b>Public Safety</b>	<b>\$ 1,046,158</b>	<b>\$ 1,256,908</b>	<b>\$ 1,273,554</b>
<b>Total Expense</b>	<b>\$ 1,046,158</b>	<b>\$ 1,256,908</b>	<b>\$ 1,273,554</b>
<b>Animal Shelter - Additions to (Uses of) Fund Balance</b>	<b>\$ 4,455</b>	<b>\$ (173,999)</b>	<b>\$ (148,126)</b>

## 2024 Approved Budget 42156000 - Animal Shelter

Object	Description	2022 Actual	2023 Revised Budget	2023 Estimated	2024 Approved
<b>REVENUE:</b>					
430050	Service Fees	\$ 855,397	\$ 937,601	\$ 937,601	\$ 983,428
434000	Animal Shelter Fees	81,924	90,000	75,000	75,000
434005	Animal Adoption Fees	57,629	40,000	40,000	30,000
490500	Donations	21,517	10,000	14,234	12,000
491000	Sundry Revenue	30,721	27,500	16,074	25,000
497500	Interest	3,425	-	-	-
<b>Total Revenue</b>		<b>\$ 1,050,613</b>	<b>\$ 1,105,101</b>	<b>\$ 1,082,909</b>	<b>\$ 1,125,428</b>
<b>EXPENSE:</b>					
<b>Salaries and Wages</b>					
510000	Salaries And Wages	\$ 430,280	\$ 524,781	\$ 480,775	\$ 500,071
510005	Overtime	1,325	10,000	10,000	10,000
510500	Employee Incentives	-	1,300	1,300	1,300
520001	Health/Dental Insurance	42,255	46,084	37,368	82,039
520005	Disability	1,899	2,059	1,786	2,269
520010	Retirement	67,925	75,976	62,218	83,713
520015	FICA	32,351	34,848	31,205	38,255
520020	Termination Pool	12,328	13,383	11,606	12,478
520025	Workers Comp	4,402	4,539	4,073	4,479
<b>Subtotal for Salaries and Wages</b>		<b>\$ 592,765</b>	<b>\$ 712,969</b>	<b>\$ 640,330</b>	<b>\$ 734,605</b>
<b>Training &amp; Travel</b>					
550000	Training/Travel	\$ 50	\$ 3,000	\$ 3,000	\$ 3,000
<b>Subtotal for Training &amp; Travel</b>		<b>\$ 50</b>	<b>\$ 3,000</b>	<b>\$ 3,000</b>	<b>\$ 3,000</b>
<b>Current Expense</b>					
610100	Reimbursable Sales Tax	\$ 81	\$ -	\$ 79	\$ -
620000	Office Expense/Supplies	5,616	4,500	4,500	4,500
624205	Bank Charges	19	25	25	25
625000	Equipment Maintenance	1,315	-	-	-
625200	Fuel Expense	-	-	1,596	1,000
626000	Building Maintenance	61,840	77,000	77,000	76,000
627000	Utilities	53,512	54,000	54,000	54,000
640000	Special Supplies	12,855	17,000	17,000	17,000
640022	Quartermaster	1,811	3,800	3,800	3,800
640026	Adoption Supplies	7,297	25,000	25,000	25,000
640032	Animal Feed/Care	26,288	30,000	30,000	30,000

## 2024 Approved Budget (Continued)

### 42156000 - Animal Shelter

Object	Description	2022 Actual	2023 Revised Budget	2023 Estimated	2024 Approved
674500	Veterinary Services	20,375	15,000	15,000	15,000
<b>Subtotal for Current Expense</b>		<b>\$ 191,009</b>	<b>\$ 226,325</b>	<b>\$ 228,000</b>	<b>\$ 226,325</b>
<b>Debt and Equipment</b>					
761200	Building Improvements	\$ -	\$ 116,945	\$ 116,945	\$ -
761400	Improvements	-	-	-	30,000
<b>Subtotal for Debt and Equipment</b>		<b>\$ -</b>	<b>\$ 116,945</b>	<b>\$ 116,945</b>	<b>\$ 30,000</b>
<b>Interdepartmental</b>					
810010	Interdept Charges Print Copy	\$ 1,150	\$ 1,160	\$ 1,160	\$ 1,090
810020	Interdept Charges Telephone	5,364	5,387	5,387	3,592
810040	Interdept Charges Computer	2,138	2,128	2,128	3,269
810050	Interdept Charg Risk Mgmt	5,567	5,165	5,165	12,274
811500	Administrative Services	32,000	34,843	34,843	39,600
850000	Transfers To Other Funds	216,115	219,951	219,951	219,800
<b>Subtotal for Interdepartmental</b>		<b>\$ 262,335</b>	<b>\$ 268,633</b>	<b>\$ 268,633</b>	<b>\$ 279,625</b>
<b>Total Expense</b>		<b>\$ 1,046,158</b>	<b>\$ 1,327,873</b>	<b>\$ 1,256,908</b>	<b>\$ 1,273,554</b>
<b>Total Additions to (Uses of) Fund Balance</b>		<b>\$ 4,455</b>	<b>\$ (222,772)</b>	<b>\$ (173,999)</b>	<b>\$ (148,126)</b>

# Fleet Management

This fund accounts for operations of the County’s fleet of vehicles. Resources come from charges to departments’ budgets based on the actual costs of vehicles, insurance, and administration.

## 2024 Approved Budget by Fund Fleet Management

	2022 Actual	2023 Estimated	2024 Approved
<b>REVENUE:</b>			
<b>Taxes and Other Revenue</b>			
Charges For Services	\$ 1,401,657	\$ 1,326,000	\$ 1,234,992
Other Financing	56,346	96,455	100,000
<b>Taxes and Other Revenue</b>	<b>\$ 1,458,003</b>	<b>\$ 1,422,455</b>	<b>\$ 1,334,992</b>
<b>Total Revenue</b>	<b>\$ 1,458,003</b>	<b>\$ 1,422,455</b>	<b>\$ 1,334,992</b>
<b>EXPENSE:</b>			
<b>Internal Service</b>			
Fleet Management Dept	\$ 22,175	\$ 2,229,494	\$ 1,299,887
<b>Internal Service</b>	<b>\$ 22,175</b>	<b>\$ 2,229,494</b>	<b>\$ 1,299,887</b>
<b>Total Expense</b>	<b>\$ 22,175</b>	<b>\$ 2,229,494</b>	<b>\$ 1,299,887</b>
<b>Fleet Management - Additions to (Uses of) Fund Balance</b>	<b>\$ 1,435,828</b>	<b>\$ (807,039)</b>	<b>\$ 35,105</b>



## 2024 Approved Budget

### 50460000 - Fleet Department

Object	Description	2022 Actual	2023 Revised Budget	2023 Estimated	2024 Approved
<b>REVENUE:</b>					
444000	Vehicle Fees	\$ 1,401,657	\$ 1,326,000	\$ 1,326,000	\$ 1,234,992
496000	Sale Of Fixed Assets	56,346	250,000	96,455	100,000
<b>Total Revenue</b>		<b>\$ 1,458,003</b>	<b>\$ 1,576,000</b>	<b>\$ 1,422,455</b>	<b>\$ 1,334,992</b>
<b>EXPENSE:</b>					
<b>Salaries and Wages</b>					
519900	Allocated Salaries and Wages	\$ 47,901	\$ -	\$ 30,000	\$ 45,000
<b>Subtotal for Salaries and Wages</b>		<b>\$ 47,901</b>	<b>\$ -</b>	<b>\$ 30,000</b>	<b>\$ 45,000</b>
<b>Training &amp; Travel</b>					
550000	Training/Travel	\$ -	\$ 1,000	\$ 1,000	\$ -
550015	Lodging	-	400	400	-
550020	Per Diem	-	300	300	-
<b>Subtotal for Training &amp; Travel</b>		<b>\$ -</b>	<b>\$ 1,700</b>	<b>\$ 1,700</b>	<b>\$ -</b>
<b>Current Expense</b>					
620000	Office Expense/Supplies	\$ 315	\$ 500	\$ 500	\$ 500
625000	Equipment Maintenance	16,004	13,000	13,000	11,500
625200	Fuel Expense	-	-	4,655	-
625300	Software Maint	-	13,000	13,000	13,000
628600	Telephone	37	-	328	470
<b>Subtotal for Current Expense</b>		<b>\$ 16,357</b>	<b>\$ 26,500</b>	<b>\$ 31,483</b>	<b>\$ 25,470</b>
<b>Debt and Equipment</b>					
763000	Software	\$ -	\$ -	\$ 1,982	\$ -
764000	Capital Equipment	(69,504)	2,129,637	2,129,637	1,214,000
765000	Controlled Assets	-	3,000	-	-
<b>Subtotal for Debt and Equipment</b>		<b>\$ (69,504)</b>	<b>\$ 2,132,637</b>	<b>\$ 2,131,618</b>	<b>\$ 1,214,000</b>
<b>Interdepartmental</b>					
810030	Interdept Charges Fleet	\$ 10,796	\$ 16,606	\$ 16,606	\$ 10,169
810050	Interdept Charg Risk Mgmt	16,626	15,596	15,596	3,148
811500	Administrative Services	-	2,490	2,490	2,100
<b>Subtotal for Interdepartmental</b>		<b>\$ 27,422</b>	<b>\$ 34,693</b>	<b>\$ 34,693</b>	<b>\$ 15,417</b>
<b>Total Expense</b>		<b>\$ 22,175</b>	<b>\$ 2,195,529</b>	<b>\$ 2,229,494</b>	<b>\$ 1,299,887</b>
<b>Total Additions to (Uses of) Fund Balance</b>		<b>\$ 1,435,828</b>	<b>\$ (619,529)</b>	<b>\$ (807,039)</b>	<b>\$ 35,105</b>

# Garage Fund

This fund accounts for operations of the County’s Garage. Resources come from charges to departments’ budgets based on the actual costs of work performed on County vehicles.

## 2024 Approved Budget by Fund Garage Fund

	2022 Actual	2023 Estimated	2024 Approved
<b>REVENUE:</b>			
<b>Taxes and Other Revenue</b>			
Charges For Services	\$ 735,732	\$ 815,000	\$ 923,159
<b>Taxes and Other Revenue</b>	<b>\$ 735,732</b>	<b>\$ 815,000</b>	<b>\$ 923,159</b>
<b>Total Revenue</b>	<b>\$ 735,732</b>	<b>\$ 815,000</b>	<b>\$ 923,159</b>
<b>EXPENSE:</b>			
<b>Streets And Public Improvement</b>			
Garage	\$ 642,274	\$ 835,052	\$ 903,175
<b>Streets And Public Improvement</b>	<b>\$ 642,274</b>	<b>\$ 835,052</b>	<b>\$ 903,175</b>
<b>Total Expense</b>	<b>\$ 642,274</b>	<b>\$ 835,052</b>	<b>\$ 903,175</b>
<b>Garage Fund - Additions to (Uses of) Fund Balance</b>	<b>\$ 93,459</b>	<b>\$ (20,052)</b>	<b>\$ 19,984</b>

## 2024 Approved Budget

### 50408000 - Garage

Object	Description	2022 Actual	2023 Revised Budget	2023 Estimated	2024 Approved
<b>REVENUE:</b>					
430050	Service Fees	\$ 735,732	\$ 860,000	\$ 815,000	\$ 923,159
<b>Total Revenue</b>		<b>\$ 735,732</b>	<b>\$ 860,000</b>	<b>\$ 815,000</b>	<b>\$ 923,159</b>
<b>EXPENSE:</b>					
<b>Salaries and Wages</b>					
510000	Salaries And Wages	\$ 176,840	\$ 300,659	\$ 266,101	\$ 299,016
510005	Overtime	1,393	-	4,613	-
519900	Allocated Salaries and Wages	-	-	(30,000)	(45,000)
520001	Health/Dental Insurance	41,737	84,118	65,459	109,988
520005	Disability	892	1,461	1,142	1,495
520010	Retirement	33,990	54,563	43,326	55,809
520015	FICA	12,791	22,352	16,390	22,875
520020	Termination Pool	5,796	9,496	7,424	8,223
520025	Workers Comp	2,213	3,400	2,584	3,432
<b>Subtotal for Salaries and Wages</b>		<b>\$ 275,650</b>	<b>\$ 476,050</b>	<b>\$ 377,039</b>	<b>\$ 455,839</b>
<b>Training &amp; Travel</b>					
550000	Training/Travel	\$ 113	\$ 3,500	\$ 1,000	\$ 1,000
550015	Lodging	-	1,000	-	-
550020	Per Diem	-	500	-	-
<b>Subtotal for Training &amp; Travel</b>		<b>\$ 113</b>	<b>\$ 5,000</b>	<b>\$ 1,000</b>	<b>\$ 1,000</b>
<b>Current Expense</b>					
555000	Meals/Entertainment	\$ 618	\$ 1,000	\$ 1,000	\$ 1,000
610100	Reimbursable Sales Tax	273	-	125	-
620000	Office Expense/Supplies	280	2,000	2,000	2,000
625000	Equipment Maintenance	2,886	15,000	5,000	5,000
625200	Fuel Expense	-	-	3,624	3,500
625300	Software Maint	4,583	8,840	8,840	8,840
626000	Building Maintenance	4,150	15,000	10,000	10,000
627000	Utilities	16,671	20,000	15,000	18,000
640000	Special Supplies	319,290	350,000	350,000	350,000
<b>Subtotal for Current Expense</b>		<b>\$ 348,751</b>	<b>\$ 411,840</b>	<b>\$ 395,589</b>	<b>\$ 398,340</b>
<b>Debt and Equipment</b>					
763000	Software	\$ -	\$ -	\$ 263	\$ -
764000	Capital Equipment	-	23,000	23,000	-
765000	Controlled Assets	-	20,000	5,000	10,000
<b>Subtotal for Debt and Equipment</b>		<b>\$ -</b>	<b>\$ 43,000</b>	<b>\$ 28,263</b>	<b>\$ 10,000</b>

## 2024 Approved Budget (Continued)

### 50408000 - Garage

Object	Description	2022 Actual	2023 Revised Budget	2023 Estimated	2024 Approved
<b>Interdepartmental</b>					
810020	Interdept Charges Telephone	\$ 2,448	\$ 2,241	\$ 2,241	\$ 1,077
810030	Interdept Charges Fleet	10,530	10,530	10,530	10,530
810040	Interdept Charges Computer	1,245	1,245	1,245	1,217
810050	Interdept Charg Risk Mgmt	3,538	4,067	4,067	3,771
811500	Administrative Services	-	15,078	15,078	21,400
<b>Subtotal for Interdepartmental</b>		<b>\$ 17,760</b>	<b>\$ 33,161</b>	<b>\$ 33,161</b>	<b>\$ 37,996</b>
<b>Total Expense</b>		<b>\$ 642,274</b>	<b>\$ 969,050</b>	<b>\$ 835,052</b>	<b>\$ 903,175</b>
<b>Total Additions to (Uses of) Fund Balance</b>		<b>\$ 93,459</b>	<b>\$ (109,050)</b>	<b>\$ (20,052)</b>	<b>\$ 19,984</b>

# Risk Management

This fund accounts for the County’s insurance coverage and loss prevention activities. Coverage is provided using a combination of self-insurance and private insurance. Resources come from charges to departments’ budgets based on estimates of insurance premium costs and self-insured expenses for the current year.

## 2024 Approved Budget by Fund Risk Management

	2022 Actual	2023 Estimated	2024 Approved
<b>REVENUE:</b>			
<b>Taxes and Other Revenue</b>			
Charges For Services	\$ 2,137,724	\$ 2,050,000	\$ 2,443,481
Other Financing	64,063	40,072	40,000
<b>Taxes and Other Revenue</b>	<b>\$ 2,201,787</b>	<b>\$ 2,090,072</b>	<b>\$ 2,483,481</b>
<b>Total Revenue</b>	<b>\$ 2,201,787</b>	<b>\$ 2,090,072</b>	<b>\$ 2,483,481</b>
<b>EXPENSE:</b>			
<b>Internal Service</b>			
Risk Management	\$ 1,996,109	\$ 2,210,761	\$ 2,483,481
<b>Internal Service</b>	<b>\$ 1,996,109</b>	<b>\$ 2,210,761</b>	<b>\$ 2,483,481</b>
<b>Total Expense</b>	<b>\$ 1,996,109</b>	<b>\$ 2,210,761</b>	<b>\$ 2,483,481</b>
<b>Risk Management - Additions to (Uses of) Fund Balance</b>	<b>\$ 205,678</b>	<b>\$ (120,689)</b>	<b>\$ 0</b>

## 2024 Approved Budget

### 51126000 - Risk Management

Object	Description	2022 Actual	2023 Revised Budget	2023 Estimated	2024 Approved
<b>REVENUE:</b>					
430050	Service Fees	\$ 2,137,724	\$ 2,236,434	\$ 2,050,000	\$ 2,443,481
491000	Sundry Revenue	-	-	72	-
493000	Proceeds From Insurance	64,063	20,000	40,000	40,000
<b>Total Revenue</b>		<b>\$ 2,201,787</b>	<b>\$ 2,256,434</b>	<b>\$ 2,090,072</b>	<b>\$ 2,483,481</b>
<b>EXPENSE:</b>					
<b>Current Expense</b>					
610100	Reimbursable Sales Tax	\$ 15	\$ -	\$ 22	\$ -
654000	Service Fees	-	20,000	-	10,000
670000	Contracted Services	13,151	15,369	15,369	17,518
671010	Self Insured Claims	39,834	50,000	50,000	50,000
671030	Unemployment Comp Claims	18,975	45,000	45,000	45,000
673500	Workman Comp Claims	1,557	2,000	-	2,000
675500	Risk Insurance	1,847,576	2,124,065	2,100,370	2,358,963
<b>Subtotal for Current Expense</b>		<b>\$ 1,921,109</b>	<b>\$ 2,256,434</b>	<b>\$ 2,210,761</b>	<b>\$ 2,483,481</b>
<b>Interdepartmental</b>					
811000	Risk Management Admin	\$ 75,000	\$ -	\$ -	\$ -
<b>Subtotal for Interdepartmental</b>		<b>\$ 75,000</b>	<b>\$ -</b>	<b>\$ -</b>	<b>\$ -</b>
<b>Total Expense</b>		<b>\$ 1,996,109</b>	<b>\$ 2,256,434</b>	<b>\$ 2,210,761</b>	<b>\$ 2,483,481</b>
<b>Total Additions to (Uses of) Fund Balance</b>		<b>\$ 205,678</b>	<b>\$ -</b>	<b>\$ (120,689)</b>	<b>\$ 0</b>

# Treasurers Trust Fund

This fund accounts for inflows and outflows related to developer escrows and other funds held on behalf of third parties.

## 2024 Approved Budget by Fund Treasurers Trust Fund

	2022 Actual	2023 Estimated	2024 Approved
<b>REVENUE:</b>			
<b>Taxes and Other Revenue</b>			
Charges For Services	\$ 90,206	\$ 70,000	\$ 70,000
License And Fees	6,741	8,000	8,000
Other Financing	8,003,166	7,675,000	7,675,000
<b>Taxes and Other Revenue</b>	<b>\$ 8,100,113</b>	<b>\$ 7,753,000</b>	<b>\$ 7,753,000</b>
<b>Total Revenue</b>	<b>\$ 8,100,113</b>	<b>\$ 7,753,000</b>	<b>\$ 7,753,000</b>
<b>EXPENSE:</b>			
<b>Fiduciary</b>			
Treasurer Trust	\$ 7,676,459	\$ 7,753,000	\$ 7,753,000
<b>Fiduciary</b>	<b>\$ 7,676,459</b>	<b>\$ 7,753,000</b>	<b>\$ 7,753,000</b>
<b>Total Expense</b>	<b>\$ 7,676,459</b>	<b>\$ 7,753,000</b>	<b>\$ 7,753,000</b>
<b>Treasurers Trust Fund - Additions to (Uses of) Fund Balance</b>	<b>\$ 423,654</b>	<b>\$ -</b>	<b>\$ -</b>

## 2024 Approved Budget

### 60890000 - Trust and Agency

Object	Description	2022 Actual	2023 Revised Budget	2023 Estimated	2024 Approved
<b>REVENUE:</b>					
422000	Licenses And Fees	\$ 6,741	\$ 7,500	\$ 8,000	\$ 8,000
430500	Service Fees	70,000	70,000	70,000	70,000
432000	Other Fees	20,206	-	-	-
490500	Donations	24,601	25,000	-	-
490600	Escrow Receipts	7,245,265	7,000,000	7,645,000	7,645,000
491000	Sundry Revenue	733,300	645,000	30,000	30,000
497500	Interest	-	1,000	-	-
<b>Total Revenue</b>		<b>\$ 8,100,113</b>	<b>\$ 7,748,500</b>	<b>\$ 7,753,000</b>	<b>\$ 7,753,000</b>
<b>EXPENSE:</b>					
<b>Training &amp; Travel</b>					
550000	Training/Travel	\$ 35,159	\$ 5,000	\$ 5,000	\$ 5,000
<b>Subtotal for Training &amp; Travel</b>		<b>\$ 35,159</b>	<b>\$ 5,000</b>	<b>\$ 5,000</b>	<b>\$ 5,000</b>
<b>Current Expense</b>					
640000	Special Supplies	\$ 54,883	\$ 150,000	\$ 78,000	\$ 78,000
690030	Trust / Escrow Disbursement	7,572,983	7,645,000	7,645,000	7,645,000
699000	Sundry	13,434	30,000	25,000	25,000
<b>Subtotal for Current Expense</b>		<b>\$ 7,641,300</b>	<b>\$ 7,825,000</b>	<b>\$ 7,748,000</b>	<b>\$ 7,748,000</b>
<b>Total Expense</b>		<b>\$ 7,676,459</b>	<b>\$ 7,830,000</b>	<b>\$ 7,753,000</b>	<b>\$ 7,753,000</b>
<b>Total Additions to (Uses of) Fund Balance</b>		<b>\$ 423,654</b>	<b>\$ (81,500)</b>	<b>\$ -</b>	<b>\$ -</b>



# Health Fund

The Weber Morgan Health Department is an interlocal agreement between Weber and Morgan counties to provide their residents with Public Health Services. Its principal revenue sources include intergovernmental revenues, property taxes, and charges for services.

## 2024 Approved Budget by Fund Health Fund

	2022 Actual	2023 Estimated	2024 Approved
<b>REVENUE:</b>			
<b>Taxes and Other Revenue</b>			
Charges For Services	\$ 2,601,590	\$ 2,479,661	\$ 2,805,740
Intergovernmental	11,446,155	10,169,672	9,221,819
License And Fees	106,018	103,000	106,000
Other Financing	107,739	79,615	57,300
Taxes	2,016,519	2,052,300	2,481,500
<b>Taxes and Other Revenue</b>	<b>\$ 16,278,020</b>	<b>\$ 14,884,248</b>	<b>\$ 14,672,359</b>
<b>Total Revenue</b>	<b>\$ 16,278,020</b>	<b>\$ 14,884,248</b>	<b>\$ 14,672,359</b>
<b>EXPENSE:</b>			
<b>Public Health And Welfare</b>			
Weber Morgan Health Department	\$ 16,342,817	\$ 14,895,631	\$ 15,392,836
<b>Public Health And Welfare</b>	<b>\$ 16,342,817</b>	<b>\$ 14,895,631</b>	<b>\$ 15,392,836</b>
<b>Total Expense</b>	<b>\$ 16,342,817</b>	<b>\$ 14,895,631</b>	<b>\$ 15,392,836</b>
<b>Health Fund - Additions to (Uses of) Fund Balance</b>	<b>\$ (64,797)</b>	<b>\$ (11,383)</b>	<b>\$ (720,477)</b>

## 2024 Approved Budget

### 70900000 - Health Administration

Object	Description	2022 Actual	2023 Revised Budget	2023 Estimated	2024 Approved
<b>REVENUE:</b>					
401000	Current Property Taxes	\$ 1,959,231	\$ 2,009,683	\$ 2,006,300	\$ 2,435,500
401005	Interest on Current Prop Tax	4,253	-	-	-
401010	Delinquent Taxes	51,469	56,000	44,000	44,000
401020	Interest On Delinquent Taxes	1,566	2,000	2,000	2,000
410000	Federal Grants	4,453,739	3,324,644	2,265,029	1,523,153
415000	State Grants	154,917	619,677	620,000	620,000
416000	Grants From Local Units	145,716	250,000	247,856	150,000
420000	Registered Vehicle Fees	106,018	111,000	103,000	106,000
430065	Vital Statistics	358,711	355,000	355,000	355,000
441000	Rent Revenue	3,600	3,600	3,600	3,600
491000	Sundry Revenue	657	-	31	-
493000	Proceeds From Insurance	-	-	14,331	-
495000	Contributions And Transfers	4,130	-	-	-
496000	Sale Of Fixed Assets	-	10,000	20,000	21,000
497500	Interest	50,656	20,000	20,000	20,000
498000	Transfer From Restricted Acct	16,278	-	-	-
<b>Total Revenue</b>		<b>\$ 7,310,939</b>	<b>\$ 6,761,604</b>	<b>\$ 5,701,147</b>	<b>\$ 5,280,253</b>
<b>EXPENSE:</b>					
<b>Salaries and Wages</b>					
510000	Salaries And Wages	\$ 2,273,156	\$ 2,437,076	\$ 2,484,232	\$ 1,921,550
510001	Auto Allowance	6,978	-	613	-
510005	Overtime	1,319	-	1,566	-
510500	Employee Incentives	3,000	20,000	10,000	10,000
519900	Allocated Salaries and Wages	(192,928)	-	(112,657)	-
520001	Health/Dental Insurance	362,255	371,768	366,276	449,997
520005	Disability	11,365	11,572	10,412	9,608
520010	Retirement	424,648	435,063	386,886	359,217
520015	FICA	170,674	177,058	152,702	146,999
520020	Termination Pool	73,928	75,221	67,676	52,843
520025	Workers Comp	13,866	12,235	14,890	11,821
529900	Allocated Benefits	(114,120)	-	(60,774)	-
<b>Subtotal for Salaries and Wages</b>		<b>\$ 3,034,140</b>	<b>\$ 3,539,993</b>	<b>\$ 3,321,821</b>	<b>\$ 2,962,035</b>

## 2024 Approved Budget (Continued)

### 70900000 - Health Administration

Object	Description	2022 Actual	2023 Revised Budget	2023 Estimated	2024 Approved
<b>Training &amp; Travel</b>					
550000	Training/Travel	\$ 27,372	\$ 82,300	\$ 50,000	\$ 20,000
550005	Mileage Reimbursement	3,427	3,200	5,200	4,200
550010	Transportation	8,874	7,000	20,314	7,000
550015	Lodging	15,155	10,000	15,289	14,000
550020	Per Diem	7,700	5,000	7,866	4,997
550990	Allocated Travel and Training	(6,980)	-	(1,975)	-
<b>Subtotal for Training &amp; Travel</b>		<b>\$ 55,547</b>	<b>\$ 107,500</b>	<b>\$ 96,693</b>	<b>\$ 50,197</b>
<b>Current Expense</b>					
555000	Meals/Entertainment	\$ 14,166	\$ 10,000	\$ 10,000	\$ 10,000
610000	Purchasing Card	(458)	-	-	-
610100	Reimbursable Sales Tax	2,255	-	-	-
615000	Administrative Fees	188,000	185,000	185,000	243,670
620000	Office Expense/Supplies	16,454	11,000	19,819	11,000
620010	Postage	3,278	2,200	2,200	2,200
621000	Subscriptions	60,028	45,000	45,000	75,000
624205	Bank Charges	20,822	20,000	20,000	20,000
625000	Equipment Maintenance	6,190	6,500	7,851	2,000
625200	Fuel Expense	-	-	9,097	4,500
626000	Building Maintenance	46,352	47,000	47,000	47,000
627000	Utilities	34,140	22,000	34,000	34,000
628000	Telephone	3,355	2,500	2,500	2,500
630000	Special Projects	76,856	131,000	80,000	30,000
630060	Consultants	50,833	28,000	74,849	32,596
635000	Special Services	92,013	76,149	76,149	55,000
640000	Special Supplies	1,497,976	179,000	154,000	65,000
660000	Rent	109,024	149,936	149,936	6,750
670100	Pass Through Grant Pmt	12,429	85,000	82,000	16,449
671000	Data Processing Services	50,000	50,000	50,000	50,000
675500	Risk Insurance	53,538	60,306	61,753	70,929
698000	Allocated Overhead	(150,236)	-	(102,290)	-
699000	Sundry	6,559	-	-	-
<b>Subtotal for Current Expense</b>		<b>\$ 2,193,574</b>	<b>\$ 1,110,591</b>	<b>\$ 1,008,864</b>	<b>\$ 778,594</b>

## 2024 Approved Budget (Continued)

### 70900000 - Health Administration

Object	Description	2022 Actual	2023 Revised Budget	2023 Estimated	2024 Approved
<b>Debt and Equipment</b>					
761200	Building Improvements	\$ 869,643	\$ 128,000	\$ 128,000	\$ 20,000
761400	Improvements	(7,983)	-	-	-
763000	Software	1,441	25,590	25,590	2,000
764000	Capital Equipment	84,637	74,100	74,100	111,000
765000	Controlled Assets	20,076	17,501	24,501	9,000
<b>Subtotal for Debt and Equipment</b>		<b>\$ 967,814</b>	<b>\$ 245,191</b>	<b>\$ 252,191</b>	<b>\$ 142,000</b>
<b>Interdepartmental</b>					
810020	Interdept Charges Telephone	\$ 23,820	\$ 13,662	\$ 13,662	\$ 13,289
810040	Interdept Charges Computer	1,300	5,400	5,400	10,080
810050	Interdept Charg Risk Mgmt	-	-	-	19,604
<b>Subtotal for Interdepartmental</b>		<b>\$ 25,120</b>	<b>\$ 19,062</b>	<b>\$ 19,062</b>	<b>\$ 42,973</b>
<b>Total Expense</b>		<b>\$ 6,276,196</b>	<b>\$ 5,022,337</b>	<b>\$ 4,698,632</b>	<b>\$ 3,975,799</b>
<b>Total Additions to (Uses of) Fund Balance</b>		<b>\$ 1,034,744</b>	<b>\$ 1,739,267</b>	<b>\$ 1,002,515</b>	<b>\$ 1,304,454</b>

## 2024 Approved Budget

### 70900705 - Clinical Nursing Services

Object	Description	2022 Actual	2023 Revised Budget	2023 Estimated	2024 Approved
<b>REVENUE:</b>					
410000	Federal Grants	\$ 455,832	\$ 589,059	\$ 589,059	\$ 434,312
415000	State Grants	145,209	27,225	48,000	87,759
416000	Grants From Local Units	-	-	2,490	-
436504	Immunizations	289,185	260,000	310,000	319,450
436506	Flu Immunizations	153,648	120,000	135,000	135,000
436508	Tb Supplies	12,656	11,000	11,000	11,000
436510	STD Fee	6,844	6,000	6,800	6,800
436514	HIV / AIDS	1,008	1,000	1,000	1,000
436516	Immigration	15,561	14,000	20,000	20,000
436520	BYB Title XIX	5,354	3,000	4,500	4,500
436526	Pregnancy Testing	80	100	40	40
491000	Sundry Revenue	4,992	8,000	1,800	1,800
<b>Total Revenue</b>		<b>\$ 1,090,369</b>	<b>\$ 1,039,384</b>	<b>\$ 1,129,689</b>	<b>\$ 1,021,661</b>
<b>EXPENSE:</b>					
<b>Salaries and Wages</b>					
510000	Salaries And Wages	\$ 944,143	\$ 1,194,223	\$ 1,075,919	\$ 1,281,839
510001	Auto Allowance	34	-	11	-
510005	Overtime	483	-	-	-
519900	Allocated Salaries and Wages	33,094	-	23,343	-
520001	Health/Dental Insurance	166,632	216,405	165,209	237,582
520005	Disability	4,678	5,787	4,503	6,317
520010	Retirement	171,350	216,182	163,764	237,244
520015	FICA	67,788	88,542	65,451	96,648
520020	Termination Pool	30,408	37,616	29,270	34,743
520025	Workers Comp	10,409	13,841	9,636	15,133
529900	Allocated Benefits	32,141	-	17,103	-
<b>Subtotal for Salaries and Wages</b>		<b>\$ 1,461,160</b>	<b>\$ 1,772,597</b>	<b>\$ 1,554,209</b>	<b>\$ 1,909,505</b>
<b>Training &amp; Travel</b>					
550000	Training/Travel	\$ 679	\$ 5,000	\$ 3,200	\$ 5,000
550005	Mileage Reimbursement	2,688	6,000	1,500	6,000
550010	Transportation	1,411	1,500	700	1,500
550015	Lodging	2,378	2,500	700	2,500
550020	Per Diem	1,090	1,200	593	1,200
550990	Allocated Travel and Training	1,803	-	545	-
<b>Subtotal for Training &amp; Travel</b>		<b>\$ 10,048</b>	<b>\$ 16,200</b>	<b>\$ 7,238</b>	<b>\$ 16,200</b>

## 2024 Approved Budget (Continued)

### 70900705 - Clinical Nursing Services

Object	Description	2022 Actual	2023 Revised Budget	2023 Estimated	2024 Approved
<b>Current Expense</b>					
555000	Meals/Entertainment	\$ 1,680	\$ 1,400	\$ 1,400	\$ 1,400
620000	Office Expense/Supplies	3,275	5,000	1,000	5,000
620010	Postage	739	1,700	1,400	1,400
621000	Subscriptions	6,756	7,000	7,000	7,000
625000	Equipment Maintenance	332	500	150	300
625200	Fuel Expense	-	-	150	200
626000	Building Maintenance	12,566	21,500	18,000	19,000
627000	Utilities	15,659	22,000	21,000	21,000
630060	Consultants	11,000	18,150	1,375	1,375
635000	Special Services	54,412	85,965	50,000	65,000
640000	Special Supplies	330,958	10,000	150,000	10,000
646000	Medical Supplies	553	360,000	128,890	300,000
660000	Rent	54,971	55,063	55,063	2,250
698000	Allocated Overhead	39,255	-	28,625	-
<b>Subtotal for Current Expense</b>		<b>\$ 532,156</b>	<b>\$ 588,278</b>	<b>\$ 464,053</b>	<b>\$ 433,925</b>
<b>Debt and Equipment</b>					
761400	Improvements	\$ 1,097	\$ -	\$ -	\$ -
763000	Software	-	1,000	1,000	-
764000	Capital Equipment	11,615	8,000	-	8,000
765000	Controlled Assets	1,566	3,000	12,000	3,000
<b>Subtotal for Debt and Equipment</b>		<b>\$ 14,277</b>	<b>\$ 12,000</b>	<b>\$ 13,000</b>	<b>\$ 11,000</b>
<b>Interdepartmental</b>					
810020	Interdept Charges Telephone	\$ 9,660	\$ 10,055	\$ 10,055	\$ 10,416
810040	Interdept Charges Computer	1,300	3,480	3,480	4,800
<b>Subtotal for Interdepartmental</b>		<b>\$ 10,960</b>	<b>\$ 13,535</b>	<b>\$ 13,535</b>	<b>\$ 15,216</b>
<b>Total Expense</b>		<b>\$ 2,028,601</b>	<b>\$ 2,402,609</b>	<b>\$ 2,052,035</b>	<b>\$ 2,385,846</b>
<b>Total Additions to (Uses of) Fund Balance</b>		<b>\$ (938,232)</b>	<b>\$ (1,363,225)</b>	<b>\$ (922,346)</b>	<b>\$ (1,364,185)</b>

## 2024 Approved Budget

### 70900710 - Environmental Health

Object	Description	2022 Actual	2023 Revised Budget	2023 Estimated	2024 Approved
<b>REVENUE:</b>					
410000	Federal Grants	\$ 178,815	\$ 155,330	\$ 136,000	\$ 136,000
415000	State Grants	391,069	130,785	144,000	144,000
416000	Grants From Local Units	12,939	15,000	13,000	13,000
430057	Mass Gathering Fees	7,100	6,700	7,525	9,350
436002	Wastewater	154,428	120,000	113,865	120,000
436004	Station Fees	224,230	225,000	225,000	450,000
436006	Water Analysis	39,911	20,000	21,000	19,000
437002	Tanning / Tattoo Permits	15,180	10,000	16,641	15,000
437004	Food Service Program Revenue	146,200	130,000	130,000	130,000
437006	Business License Review	3,000	1,500	2,000	2,000
437008	Swimming Pools	108,955	100,000	111,885	125,000
437010	Food Service Revenue	425,350	400,000	450,000	480,000
437012	I/M Program	16,625	15,000	15,000	16,000
437014	Child Care Inspections	2,880	3,000	2,800	3,000
437016	Waste Haulers	18,385	15,000	15,000	15,000
437017	I/M Emmission Cert	515,250	450,000	450,000	515,000
437018	I/M Program	4,145	3,500	6,500	4,000
437019	IM Program Consent Agree	4,183	-	13,520	-
437020	Illegal Drug Site Fee	34,770	35,550	39,535	45,000
491000	Sundry Revenue	11,385	7,000	20,000	12,000
496000	Sale Of Fixed Assets	19,611	5,000	3,400	2,500
<b>Total Revenue</b>		<b>\$ 2,334,410</b>	<b>\$ 1,848,365</b>	<b>\$ 1,936,671</b>	<b>\$ 2,255,850</b>
<b>EXPENSE:</b>					
<b>Salaries and Wages</b>					
510000	Salaries And Wages	\$ 1,255,139	\$ 1,383,587	\$ 1,190,556	\$ 1,426,085
510001	Auto Allowance	34	-	11	-
510005	Overtime	585	-	1,467	-
519900	Allocated Salaries and Wages	44,837	-	34,478	-
520001	Health/Dental Insurance	217,091	239,421	183,540	315,905
520005	Disability	6,225	6,644	4,959	7,107
520010	Retirement	239,236	251,650	187,183	268,773
520015	FICA	89,340	101,650	71,297	108,730
520020	Termination Pool	40,465	43,184	32,230	39,086
520025	Workers Comp	15,863	16,795	12,696	17,906
529900	Allocated Benefits	23,951	-	19,497	-

## 2024 Approved Budget (Continued)

### 70900710 - Environmental Health

Object	Description	2022 Actual	2023 Revised Budget	2023 Estimated	2024 Approved
<b>Subtotal for Salaries and Wages</b>		<b>\$ 1,932,766</b>	<b>\$ 2,042,933</b>	<b>\$ 1,737,914</b>	<b>\$ 2,183,592</b>
<b>Training &amp; Travel</b>					
550000	Training/Travel	\$ 7,162	\$ 9,500	\$ 9,500	\$ 9,500
550005	Mileage Reimbursement	484	700	700	700
550010	Transportation	2,636	2,000	2,000	2,000
550015	Lodging	3,882	4,600	4,600	4,600
550020	Per Diem	1,628	2,800	2,800	2,800
550990	Allocated Travel and Training	2,180	-	645	-
<b>Subtotal for Training &amp; Travel</b>		<b>\$ 17,971</b>	<b>\$ 19,600</b>	<b>\$ 20,245</b>	<b>\$ 19,600</b>
<b>Current Expense</b>					
555000	Meals/Entertainment	\$ 1,524	\$ 1,000	\$ 1,000	\$ 1,500
620000	Office Expense/Supplies	6,395	6,500	6,500	6,500
620010	Postage	7,730	7,500	10,000	10,000
621000	Subscriptions	6,459	4,000	4,000	4,000
625000	Equipment Maintenance	16,423	14,500	10,144	10,144
625200	Fuel Expense	-	-	4,356	4,356
625500	Grant Funded Repairs	108,780	91,600	91,600	91,600
626000	Building Maintenance	22,534	25,800	25,800	25,800
627000	Utilities	23,831	29,000	29,000	29,000
628000	Telephone	3,110	3,400	3,400	3,400
630060	Consultants	1,560	-	960	-
635000	Special Services	68,619	45,000	60,000	60,000
640000	Special Supplies	17,958	25,000	25,000	25,000
660000	Rent	80,643	84,951	84,951	4,500
698000	Allocated Overhead	48,147	-	33,145	-
<b>Subtotal for Current Expense</b>		<b>\$ 413,715</b>	<b>\$ 338,251</b>	<b>\$ 389,857</b>	<b>\$ 275,800</b>
<b>Debt and Equipment</b>					
761200	Building Improvements	\$ -	\$ -	\$ 5,632	\$ -
761400	Improvements	2,194	-	-	-
763000	Software	122	1,000	1,000	1,000
765000	Controlled Assets	3,870	14,000	7,000	14,000
<b>Subtotal for Debt and Equipment</b>		<b>\$ 6,186</b>	<b>\$ 15,000</b>	<b>\$ 13,632</b>	<b>\$ 15,000</b>
<b>Interdepartmental</b>					
810020	Interdept Charges Telephone	\$ 9,325	\$ 9,337	\$ 9,337	\$ 9,338
810040	Interdept Charges Computer	2,000	4,800	4,800	5,040
<b>Subtotal for Interdepartmental</b>		<b>\$ 11,325</b>	<b>\$ 14,137</b>	<b>\$ 14,137</b>	<b>\$ 14,378</b>



## 2024 Approved Budget (Continued)

### 70900710 - Environmental Health

Object	Description	2022 Actual	2023 Revised Budget	2023 Estimated	2024 Approved
<b>Total Expense</b>		<b>\$ 2,381,964</b>	<b>\$ 2,429,920</b>	<b>\$ 2,175,784</b>	<b>\$ 2,508,370</b>
<b>Total Additions to (Uses of) Fund Balance</b>		<b>\$ (47,554)</b>	<b>\$ (581,555)</b>	<b>\$ (239,113)</b>	<b>\$ (252,520)</b>

## 2024 Approved Budget

### 70900715 - Community Health

Object	Description	2022 Actual	2023 Revised Budget	2023 Estimated	2024 Approved
<b>REVENUE:</b>					
410000	Federal Grants	\$ 1,153,756	\$ 1,274,375	\$ 1,384,684	\$ 1,521,589
415000	State Grants	871,472	817,680	817,680	817,680
416000	Grants From Local Units	24,898	19,000	16,477	-
430050	Service Fees	70	600	30	-
445000	Fines And Fees	34,155	25,000	12,420	1,000
445005	Tabacco Classes	128	1,500	-	-
<b>Total Revenue</b>		<b>\$ 2,084,479</b>	<b>\$ 2,138,155</b>	<b>\$ 2,231,291</b>	<b>\$ 2,340,269</b>
<b>EXPENSE:</b>					
<b>Salaries and Wages</b>					
510000	Salaries And Wages	\$ 839,498	\$ 930,485	\$ 767,225	\$ 1,268,255
510001	Auto Allowance	141	-	68	-
510500	Employee Incentives	-	-	875	-
519900	Allocated Salaries and Wages	71,077	-	29,366	-
520001	Health/Dental Insurance	121,238	135,976	110,251	291,809
520005	Disability	3,751	4,032	2,937	5,792
520010	Retirement	137,075	150,044	106,114	217,469
520015	FICA	60,643	68,514	46,991	95,075
520020	Termination Pool	24,381	26,205	19,090	31,858
520025	Workers Comp	10,664	11,858	7,974	11,472
529900	Allocated Benefits	37,609	-	13,035	-
<b>Subtotal for Salaries and Wages</b>		<b>\$ 1,306,077</b>	<b>\$ 1,327,114</b>	<b>\$ 1,103,925</b>	<b>\$ 1,921,732</b>
<b>Training &amp; Travel</b>					
550000	Training/Travel	\$ 18,223	\$ 13,150	\$ 16,274	\$ 14,950
550005	Mileage Reimbursement	1,069	2,000	2,000	2,000
550010	Transportation	11,037	7,500	7,500	7,500
550015	Lodging	10,952	8,550	18,190	8,550
550020	Per Diem	4,640	4,761	4,761	4,761
550990	Allocated Travel and Training	2,006	-	423	-
<b>Subtotal for Training &amp; Travel</b>		<b>\$ 47,928</b>	<b>\$ 35,961</b>	<b>\$ 49,148</b>	<b>\$ 37,761</b>
<b>Current Expense</b>					
555000	Meals/Entertainment	\$ 9,939	\$ 6,000	\$ 6,000	\$ 6,000
610000	Purchasing Card	856	-	-	-
620000	Office Expense/Supplies	2,374	6,550	6,550	6,550
620010	Postage	421	900	900	900
621000	Subscriptions	1,545	4,000	4,000	4,000

## 2024 Approved Budget (Continued)

### 70900715 - Community Health

Object	Description	2022 Actual	2023 Revised Budget	2023 Estimated	2024 Approved
625000	Equipment Maintenance	1,936	2,800	2,800	2,800
625200	Fuel Expense	-	-	925	-
626000	Building Maintenance	18,290	11,000	18,000	18,000
627000	Utilities	10,218	12,000	12,000	12,000
628000	Telephone	3,176	2,000	4,000	2,000
630000	Special Projects	-	-	-	29,700
630060	Consultants	8,969	5,000	8,000	5,000
635000	Special Services	19,192	30,000	30,000	30,000
640000	Special Supplies	69,940	81,000	81,000	87,000
660000	Rent	38,365	-	2,250	2,250
670000	Contracted Services	-	20,000	20,000	26,480
670100	Pass Through Grant Pmt	467,236	671,935	671,935	304,136
698000	Allocated Overhead	37,814	-	21,781	-
699000	Sundry	-	-	-	100,000
<b>Subtotal for Current Expense</b>		<b>\$ 690,270</b>	<b>\$ 853,185</b>	<b>\$ 890,141</b>	<b>\$ 636,816</b>
<b>Debt and Equipment</b>					
761400	Improvements	\$ 3,343	\$ -	\$ -	\$ -
763000	Software	2,992	3,500	3,500	3,500
765000	Controlled Assets	4,002	12,000	12,000	14,800
<b>Subtotal for Debt and Equipment</b>		<b>\$ 10,338</b>	<b>\$ 15,500</b>	<b>\$ 15,500</b>	<b>\$ 18,300</b>
<b>Interdepartmental</b>					
810010	Interdept Charges Print Copy	\$ -	\$ -	\$ -	\$ 777
810020	Interdept Charges Telephone	8,753	9,337	9,337	10,716
810040	Interdept Charges Computer	1,850	4,320	4,320	4,200
<b>Subtotal for Interdepartmental</b>		<b>\$ 10,603</b>	<b>\$ 13,657</b>	<b>\$ 13,657</b>	<b>\$ 15,693</b>
<b>Total Expense</b>		<b>\$ 2,065,216</b>	<b>\$ 2,245,416</b>	<b>\$ 2,072,372</b>	<b>\$ 2,630,302</b>
<b>Total Additions to (Uses of) Fund Balance</b>		<b>\$ 19,263</b>	<b>\$ (107,261)</b>	<b>\$ 158,919</b>	<b>\$ (290,033)</b>

## 2024 Approved Budget

### 70900730 - Women Infants & Children

Object	Description	2022 Actual	2023 Revised Budget	2023 Estimated	2024 Approved
<b>REVENUE:</b>					
410000	Federal Grants	\$ 1,159,147	\$ 1,193,107	\$ 1,174,933	\$ 1,063,860
410100	WIC Commodities	2,298,646	2,181,313	2,710,465	2,710,466
491000	Sundry Revenue	30	-	53	-
<b>Total Revenue</b>		<b>\$ 3,457,823</b>	<b>\$ 3,374,420</b>	<b>\$ 3,885,451</b>	<b>\$ 3,774,326</b>
<b>EXPENSE:</b>					
<b>Salaries and Wages</b>					
510000	Salaries And Wages	\$ 609,474	\$ 674,614	\$ 670,193	\$ 712,033
510001	Auto Allowance	34	-	27	-
510005	Overtime	618	-	-	-
519900	Allocated Salaries and Wages	43,564	-	25,470	-
520001	Health/Dental Insurance	129,216	172,736	126,214	147,759
520005	Disability	2,956	3,149	2,752	3,466
520010	Retirement	108,130	116,005	99,837	127,684
520015	FICA	44,034	49,478	40,999	54,471
520020	Termination Pool	19,215	20,465	17,886	19,061
520025	Workers Comp	5,420	5,903	5,098	6,567
529900	Allocated Benefits	20,996	-	11,139	-
<b>Subtotal for Salaries and Wages</b>		<b>\$ 983,656</b>	<b>\$ 1,042,350</b>	<b>\$ 999,613</b>	<b>\$ 1,071,041</b>
<b>Training &amp; Travel</b>					
550000	Training/Travel	\$ 6,664	\$ 5,500	\$ 6,000	\$ 5,000
550005	Mileage Reimbursement	-	800	800	500
550010	Transportation	1,913	2,800	2,800	1,500
550015	Lodging	2,048	4,300	4,300	2,000
550020	Per Diem	1,025	1,600	1,600	1,000
550990	Allocated Travel and Training	991	-	362	-
<b>Subtotal for Training &amp; Travel</b>		<b>\$ 12,641</b>	<b>\$ 15,000</b>	<b>\$ 15,862</b>	<b>\$ 10,000</b>
<b>Current Expense</b>					
555000	Meals/Entertainment	\$ 871	\$ 900	\$ 900	\$ 900
620000	Office Expense/Supplies	9,450	14,000	14,000	5,000
620010	Postage	5,558	20,000	20,000	5,000
621000	Subscriptions	292	1,500	1,500	1,500
625000	Equipment Maintenance	231	500	500	500
625200	Fuel Expense	-	-	106	-
626000	Building Maintenance	23,299	25,000	25,000	25,000
627000	Utilities	11,869	21,000	14,000	14,000

## 2024 Approved Budget (Continued)

### 70900730 - Women Infants & Children

Object	Description	2022 Actual	2023 Revised Budget	2023 Estimated	2024 Approved
628000	Telephone	-	700	-	-
635000	Special Services	5,320	6,000	6,000	6,000
640000	Special Supplies	17,491	23,000	25,000	10,000
640024	Commodities	2,298,646	2,181,313	2,710,466	2,710,466
646000	Medical Supplies	6,395	10,000	10,000	10,000
660000	Rent	-	2,250	2,250	2,250
698000	Allocated Overhead	25,020	-	18,738	-
<b>Subtotal for Current Expense</b>		<b>\$ 2,404,442</b>	<b>\$ 2,306,163</b>	<b>\$ 2,848,459</b>	<b>\$ 2,790,616</b>
<b>Debt and Equipment</b>					
761200	Building Improvements	\$ 164,675	\$ 10,000	\$ 10,000	\$ -
761400	Improvements	1,097	-	-	-
763000	Software	-	250	250	-
765000	Controlled Assets	13,684	12,000	9,570	12,000
<b>Subtotal for Debt and Equipment</b>		<b>\$ 179,456</b>	<b>\$ 22,250</b>	<b>\$ 19,820</b>	<b>\$ 12,000</b>
<b>Interdepartmental</b>					
810020	Interdept Charges Telephone	\$ 9,395	\$ 10,055	\$ 10,055	\$ 7,183
810040	Interdept Charges Computer	1,250	3,000	3,000	1,680
<b>Subtotal for Interdepartmental</b>		<b>\$ 10,645</b>	<b>\$ 13,055</b>	<b>\$ 13,055</b>	<b>\$ 8,863</b>
<b>Total Expense</b>		<b>\$ 3,590,841</b>	<b>\$ 3,398,817</b>	<b>\$ 3,896,809</b>	<b>\$ 3,892,520</b>
<b>Total Additions to (Uses of) Fund Balance</b>		<b>\$ (133,018)</b>	<b>\$ (24,397)</b>	<b>\$ (11,358)</b>	<b>\$ (118,194)</b>



# Supplemental Section



## Approved Capital Projects

The following schedule shows the County's approved capital projects.

Funding Source	Requested Capital Project Expenditures	Total
Capital Projects	Ogden Eccles Conference Center Renovation	\$20,000,000
Capital Projects	Jail Facility Design	1,230,000
Capital Projects	Fuel System/Tank Replacement Eden	648,000
Capital Projects	Jail Exterior Paint	300,000
Capital Projects	Causey Reservoir Access	325,000
Capital Projects	Other Projects	300,000
Flood Control	4000 North box culvert	500,000
Impact Fees	Eden Acres Storm Drain	800,000
Impact Fees	1800 South Storm Water Piping	400,000
Impact Fees	1800 South 3500 W	150,000
Impact Fees	2200 South	300,000
Transporation Tax (Prop 1)	Mill overlay of rulon white blvd through industrial park	1,000,000
Transporation Tax (Prop 1)	Overlay 1 mile of HWY 162	300,000
<b>Grand Total</b>		<b>\$26,253,000</b>



## County Wide Capital Projects & Facility Improvements Plan

The following schedule shows the County’s requested capital projects. Funding has not yet been identified for these projects.

Requested Capital Project	2025	2026	2027	2028+	Total
Weber Center Parking Structure	\$ 15,000,000	\$ 15,000,000	\$ -	\$ -	\$ 30,000,000
Weber Center Remodel	7,000,000	10,000,000	-	-	17,000,000
Ice Sheet Renovation	8,000,000	8,000,000	-	-	16,000,000
Golden Spike Renovation	-	-	10,000,000	90,000,000	100,000,000
Ogden Eccles Conference Center Parking	-	-	25,000,000	-	25,000,000
North West Library	-	-	-	39,000,000	39,000,000
Jail Expansion	-	-	-	40,000,000	40,000,000
<b>Grand Total</b>	<b>\$ 30,000,000</b>	<b>\$ 33,000,000</b>	<b>\$ 35,000,000</b>	<b>\$ 169,000,000</b>	<b>\$ 267,000,000</b>

## Interdepartmental Rates

Department	Payroll Expense	Hours	Billable Rate	Prior Year Rate	\$ Increase	% Increase
<b>Property Management</b>	\$1,726,366	37,440	\$46.11	\$44.32	\$1.79	4.05%
Bldg Svc Workers	\$1,000,071	22,880	\$43.71	\$39.07	\$4.64	11.87%
Electrician	\$214,023	4,160	\$51.45	\$49.85	\$1.60	3.20%
HVAC	\$230,814	4,160	\$55.48	\$51.80	\$3.68	7.11%
Painter/Sheetrock	\$90,487	2,080	\$43.50	\$35.45	\$8.05	22.71%
Plumber	\$108,976	2,080	\$52.39	\$48.51	\$3.88	8.01%
Landscaper	\$81,995	2,080	\$39.42	N/A	N/A	N/A
<b>Roads Equip Operator</b>	<b>\$1,618,783</b>	<b>35,360</b>	<b>\$45.78</b>	<b>\$41.64</b>	<b>\$4.14</b>	<b>9.96%</b>
<b>Transfer Station Equip Operator</b>	<b>\$844,883</b>	<b>20,800</b>	<b>\$40.62</b>	<b>\$39.66</b>	<b>\$0.96</b>	<b>2.42%</b>
<b>Ogden Eccles Conference Center</b>						
Kitchen Labor	\$368,294	8,320	\$44.27	\$39.08	\$5.19	13.27%
Banquet Labor	\$490,872	15,808	\$31.05	\$29.31	\$1.74	5.93%
Operations Labor	\$334,362	7,197	\$46.46	\$43.63	\$2.83	6.48%
Setup Labor	\$152,022	4,160	\$36.54	\$33.14	\$3.40	10.26%
Housekeeping	\$199,708	7,197	\$27.75	\$25.12	\$2.63	10.46%
Event Manager	\$153,157	4,160	\$36.82	\$34.47	\$2.34	6.80%
Tech Services	\$333,685	5,678	\$58.77	\$53.33	\$5.44	10.19%
Theater Tech Services	\$291,741	8,112	\$35.96	\$32.78	\$3.19	9.72%



**WEBER COUNTY UTAH**

[www.webercountyutah.gov](http://www.webercountyutah.gov)

